

APPLICATOR CONVERSION


Our current applicators are set up with a 1:1 ratio (Two Large Plungers).

To convert the applicator from 1:1 to 2:1, please follow the steps below.


For 2:1 application use 1 large plunger and 1 small plunger.

Step 1: Using an Allen key move the drive rod to the additional whole (Allen Key Provided).

Step 2: Replace the large plunger with a small plunger (Small Plunger Provided).




1:1



2:1



Step 1



Step 2

