

 **DAVANAC INC.**
Since 1920



100th
Anniversary

M.O.W. CATALOGUE



(514)- 421- 0177

sales@davanac.com

www.davanac.com

Item	Page
ADZE, CARPENTER, HEAD ONLY, MODEL 12-TC, 5 FACE	19
ADZE, TRACK, NO HANDLE	19
ADZER BIT, ROUND WITH TUNGSTEN CARBIDE	67
ALIGNMENT PLATES (1 each RH & LH) FOR THERMITE WELDING	64
APPLICATOR TIE PLUGGING, MANUAL EXTENDED LGTH.	12
BACK PAC BLOWER, STIHL BR600	45
BACK-OUT PUNCH, 1/2" PUNCH DIA., W/ HANDLE	31
BACK-OUT PUNCH, 3/4" PUNCH DIA., 5" LONG, W/ HANDLE	31
BACK-OUT PUNCH, 5/8" PUNCH DIA., W/ 16" HANDLE	31
BAR, 7/8 x 48", BRAKE SHOE CHANGE, SNAKE BAR TO PRY BIT	21
BAR, CLAW, #93RH NEW STYLE HIGH LIFT HEEL, #80-E	19
BAR, LINING PINCH POINT, 60" LONG	19
BAR, LINING, DIAMOND POINT, 60"LONG	20
BAR, LINING, WEDGE POINT, 64" LONG	20
BAR, NIPPING	21
BAR, PRY NEEDLE, 1-1/8" X 60"	22
BAR, SLATE, 60"	21
BATTERY SPIKE PULLER KIT, SPIKEEASE AND MILWAUKEE IMPACT	53
BIT FOR FOR 3/4" TIMBER SCREW	42
BIT, 1" TWISTER, BLACK, TRAK-STAR	38
BIT, 1-1/2" TWISTER, BLACK, TRAK-STAR	38
BIT, 1-1/2", TWISTER, CARBIDE TRAK-STAR (RB35 ONLY)	39
BIT, 1-1/4" TWISTER, BLACK, TRAK-STAR	38
BIT, 1-1/4", TWISTER, CARBIDE TRAK-STAR (RB35 ONLY)	39
BIT, 1-1/8" TWISTER, BLACK, TRAK-STAR	38
BIT, 1-1/8", TWISTER, CARBIDE TRAK-STAR (RB35 ONLY)	39
BIT, 1-3/16" TWISTER, BLACK, TRAK-STAR	38
BIT, 1-3/16", TWISTER, CARBIDE TRAK-STAR (RB35 ONLY)	39
BIT, 1-3/8" TWISTER, BLACK, TRAK-STAR	38
BIT, 1-5/16" TWISTER, BLACK, TRAK-STAR	38
BIT, 1-5/16", TWISTER, CARBIDE TRAK-STAR (RB35 ONLY)	39
BIT, 1-7/16" TWISTER, BLACK, TRAK-STAR	38
BIT, AUGER 11/16"x17", 7/16" HEX QUICK DISCONNECT SHANK	5
BIT, BONDING DRILL, 3/8 COBALT, W/3 FLATS (Set of 10)	41
BIT, BONDING, 3/8X3/8X3 FLATTED SHANK, Republic	41
BIT, CARBIDE, 10/SET, COMPLETE WITH SCREWS	54
BIT, TIE BORING 5/8x12" Flute 9-3/8",Shank 1/2",1 Flat	5
BIT, TIE BORING DOUBLE FLUTED 11/16", 70o DRILL POINT	5
BIT, TIE BORING, 9/16 X 12-1/8"LG. DOUBLE FLUTE	5
BIT, TIE BORING, 11/16" x 9-5/8" 12-1/8" LONG, SINGLE	5
BIT, TORX PLUS #70-IP, 5/8" HEX, 3.5 LG W/BALL	5
BIT, TORX REG.#TX-70, 5/8" HEX WITH BALL GROOVE	5
BLANKET, WELDING 3' x 3'	59
BLANKET, WELDING 3' x 6'	59
BLOCK, CARBON, FLANGEWAY	59
BOLT HOLE CHAMFER KIT: 1" SQ DRIVE QUICK RELEASE CHUCK	4
BONDING BIT, REPLACEMENT ADAPTOR #05565	42
BONDING DRILL ELECTRIC BD17-120V TRANSDUCER C/W 85 LB SHOES	42
BONDING DRILL, GAS, INCLUDES NEW KNURL KNOB, 5 BITS & 1 LUBE	42
BROOM ELEMENT, 2" SOLID ROUND, X 18" LONG (10/pkg-250/box)	68
BROOM, SWITCH 8", W/CHISEL	22
CABLEGUARD, UNDER RAIL CABLE PROTECTOR, VORTOK # 106-0022	57
CAR STOP, CUSHIONED FOR EXPOSED TRACK (4016-06)	43

Item	Page
CAR STOP, LEFT HAND, HINGED, LOCKING TYPE - 100-LB. RAIL	43
CAR STOP, RIGHT HAND, HINGED, LOCKING TYPE - 100-LB. RAIL	43
CART, TOOL & SUPPLY, STEEL BODY, 5" ALUMINUM WHEELS, 5,000-LB. CAPACITY	43
CART, TOOL & SUPPLY, STEEL BODY, 8" ALUMINUM WHEELS, 5,000-LB. CAPACITY	43
C-CLAMP, FEMALE CONNECTOR GROUND	60
C-CLAMP, MALE CONNECTOR GROUND	60
CHAIR, WELDERS C/W 3 WAY AIR SPLITTER, SHUT-OFF VALVE	59
CHAIR, WELDERS, TRACK , LEGS & BACK	59
CHISEL, COLD, 7/8" X 8"	23
CHISEL, TRACK, 3/4" x 1-3/8" EYE, HEAD ONLY	23
CHISEL, WELDERS, 3-LB, HEAD ONLY	23
CHISEL, WELDERS, W/ 36" HANDLE	23
CHISEL,WELDER C/W HEAD PROTECTOR, HANDLE SAFETY GR	24
CLAMP, RAIL SAW	50
CLAMP, RAIL SAW, LARGE RA 10 S #506226612	50
CLIP DRIVER, ROSENQVIST CD200	45
COMBINATION ALUMINUM LEVEL AND GAUGE #23, ALDON 4022-03	13
CONCENTRATED CUTTING FLUID 4 - 1 GALLON BOTTLES	39
CONCENTRATED CUTTING FLUID 5 GALLON PAIL #11743	39
COOLANT BOTTLE WITH HOSE ASSY. #01592	39
CUSHION, FOAM, 18 x 32 x 1.5"	60
DERAIL PORTABLE, LEFT HAND-LOW PROFILE (70-110-LB. RAIL)	43
DERAIL PORTABLE, LOW PROFILE, 80-141-LB. RAIL, PD-6L, L.H.	43
DERAIL PORTABLE, LOW PROFILE, 80-141-LB. RAIL, PD-6R, R.H.	43
DERAIL, HINGED, BIDIRECTIONAL, LOW PROFILE, FOR USE W/ 112-141-LB RAIL	43
DERAIL, HINGED, LEFT-HAND THROW, LOW PROFILE, FOR USE W/ 70-110-LB RAIL	43
DERAIL, HINGED, RIGHT-HAND THROW, LOW PROFILE, FOR USE W/ 70-110-LB RAIL	43
DERAIL, LOW PROFILE, RIGHT HAND THROW (70-110-LB. RAIL)	43
DOUBLE BROOM ELEMENT CLAMP-FORGED	68
DRIFT PIN, 3/8" X 1-3/8" X 19", 100-LB. RAIL & LIGHTER	30
DRIFT PIN, 5/8" X 1-3/8" X 19", FOR USE WITH ALL RAIL SECTIONS	30
DRIFT PIN, PLUG 1-1/8" X 12", 136-LB. + RAIL	30
DRIFT PIN, PLUG, 1" X 11-1/2", 100/115-LB. RAIL	30
DRIFT PIN, PLUG, 7/8" X 11", 85-LB. RAIL	30
DRILL, BONDING, ELECTRIC MODEL, BD17 - 120V	42
DRILL, BONDING, GAS POWERED RAILBOSS RB30	42
DRILL, RAIL KIT, HYDRAULIC MATWELD 03500KIT	48
DRILL, RAIL, GAS RAILBOSS KIT 2.5 HP 150 RPM QUILL-FEED RB28	39
DRILL, RAIL, GAS RAILBOSS RAIL DRILL KIT RB35	40
DRILL, RAIL, KIT HYDRAULIC POWER FEED RAILMASTER RM42	40
DRIVE BELT-SERPENTINE FOR K1270 SAW	50
E-CLIP TOOL, PANDROL CLIP INSTALLATION SLIDE HAMMER	29
ELECTRODE, RAILBUILD, 540, 1/4", 40-LBS/BOX	60
ELECTRODE, FROGBUILD #570 - 3/16", 40#/BOX	60
ELECTRODE, FROGBUILD #575 - 3/16" 40#/BOX	60
ELECTRODE, FROGBUILD, #570 - 1/4" 40#/BOX	60
ELECTRODE, FROGBUILD, #570 - 5/32" 40#/BOX	60
ELECTRODE, RAILBUILD, #540 - 5/32 40#/BOX	60
ELECTRODE, RAILBUILD, 1/8 40 LBS. #540-3	60
ELECTRODE, RAILBUILD,#540 - 3/16 40#/BOX	60
ELECTRODE, TRACK-WELD, 1/8 DIA. 10 LBS. #900	61
ELECTRODE, TRACK-WELD, 3/16 10 LBS. #910	61
ELECTRODE, TRACK-WELD, 3/16 DIA. 10 LBS. #900	61

Item	Page
ELECTRODE, TRACK-WELD, 5/32 DIA. 10 LBS. #900	61
ELECTRODE, TRACK-WELD, 5/32 DIA. 10 LBS. #910	61
EXPANDER, RAIL PULLER, MECHANICAL #550A, 1" BOLT	55
FAN,VORTEX 12 AXIAL VORTEX 12 AXIAL	61
FEEDER, WIRE, MILLER ARCREACH 12, C/W GUN, PROFAX	61
FIRESNAKE, RAIL HEATING, FLAMMABLE GEL, ENCAP. 4x10ft/PAIL	6
FIRESTICK, LIGHTING TOOL FOR FIRESNAKE PRODUCT	5
FLAG, BLUE W/RAIL CLAMP STOP, MEN AT WORK	44
FLAGGING KIT W/ NYLON RED FLAG AND STAFF	6
FORK, RAIL, FITS 85-141# RAIL, LONG HANDLE, 54" OAL	24
FORK, BALLAST, 10 TINE, FORK WIDTH 9-3/4, AREMA PLAN #22, LATEST REVISION, 30" HANDLE	24
FUSEE, RED, W/SPIKE, 10 MIN, CANADIAN SPEC	6
GAUGE FOR MODIFIED HEAVY POINT FROG	14
GAUGE FOR REGULAR POINT FROG	14
GAUGE ROD, DOUBLE ENDED, INSULATED	15
GAUGE ROD, SINGLE-END, NON INSULATED	15
GAUGE SET, 2pc, CONFORMAL, INCLUDES: GAGE FOR 1-9/16" SPREAD	13
GAUGE SET, 3pc, CONFORMAL FOR 1-9/16" SPREAD IRS 725--6-7	13
GAUGE TRACK PIPE CENTER 17 LBS. INSULATED #PG2	16
GAUGE, FROG FLANGWAY FLG100	13
GAUGE, GRINDING, TRACK TOOL CP PLAN X-10-16-223	16
GAUGE, LEVEL BOARD, WOOD, 10 STEPS W/ 5" ELEVATION	17
GAUGE, RAIL & BOLT HOLE 100LB.	14
GAUGE, RAIL & BOLT HOLE 105-LB.	14
GAUGE, RAIL & BOLT HOLE 115-LB.	14
GAUGE, RAIL & BOLT HOLE 127-LB.	14
GAUGE, RAIL & BOLT HOLE 130-LB.	14
GAUGE, RAIL & BOLT HOLE 132-LB.	14
GAUGE, RAIL & BOLT HOLE 136-LB.	14
GAUGE, RAIL & BOLT HOLE 85-LB.	14
GAUGE, RAIL HEAD WEAR, IMPERIAL SCALE, 85-141 LBS, DIAL CONCEPT	15
GAUGE, RAIL HEAD WEAR, METRIC SCALE, 85-141 LBS, DIAL CONCEPT	15
GAUGE, RAIL TAPER, 1/8" - 1"	14
GAUGE, TAPER, IMPERIAL - VERITAS - 1/64 GRADUATIONS	18
GAUGE, TAPER, METRIC - VERITAS - 00.2mm GRADUATION	18
GAUGE, TAPER, STARRETT 270, 0.01" - 150" .001" GRAD	18
GAUGE, TRACK INSPECTION, RCA-1435, ONE PIECE, IMPERIAL	15
GAUGE, TRACK INSPECTION, RCA-1435, ONE PIECE, METRIC	15
GAUGE, TRACK INSPECTION, RCA-T-1435, TWO PIECE, IMPERIAL	15
GAUGE, TRACK, ALUMINUM #3 1 PC. (56-1/2" LG)	16
GAUGE, TRACK-WOOD CENTER #5, FLN #126CR	16
GLOVE, COLD WEATHER, WINTER IMPACT GEN. 2, BLACK, XL, MCW-WI-011	6
GLOVE, DURAHIDE LEATHER, HEAVY DUTY, TAN/BLACK, XL, CG40-75-011	7
GLOVE, FASTFIT, BLACK, XL, MFF-05-011	7
GLOVE, HI-VIZ, HEAVY DUTY LEATHER, TAN/YELLOW, XL, CG40-91-011	7
GLOVE, MATERIAL4X, TAN/BLACK, XL, MG4X-75-011	7
GLOVE, ORIGINAL, BLACK, XL, MG-05-011	8
GRINDER CUP STONE 8", HYDRAULIC, MATWELD #00600	45
GRINDER CUP STONE 6" W/ ON/OFF VALVE, MATWELD #04800	45
GRINDER PROFILE FROG, HYDRAULIC, MATWELD #05900	46
GRINDER SURFACE GUIDE , HYDRAULIC, MATWELD #00700	52
GRINDER, HEAD WASH, HYDRAULIC, MATWELD #09300	46
GRINDER, PROFILE, HYDRAULIC, MATWELD #06000	48

Item	Page
GRINDER, STRAIGHT STONE, MATWELD 04650 W/TRIGGER CW	52
GRINDER. PRECISION FROG, MATWELD #09200SSC	48
GROUND CLAMP, 600 AMP MAGSWITCH	63
GUARD BLADE, HUSKY SAW 14" CHROME #506340554	50
GUARD BLADE, HUSKY SAW 16" CHROME #506340556	50
GUN, ARC AIR, PROFAX TORCH	62
GUN, PROFAX C/W MILLER CONNECTION	62
HALF SHELL COVER FOR WELDER'S TENT	65
HAMMER, SLEDGE (WARWOOD) W/36" HANDLE 10-LB. & SAFETY GRIP	25
HAMMER, SLEDGE 12-LB. C/W FIBREGLASS HANDLE	25
HANDLE REMOVAL TOOL, HYDRAULIC	25
HANDLE REMOVAL TOOL, MANUAL	25
HANDLE, ADZE 34" AR GRADE RAILROAD #101-344	26
HANDLE, ADZE 36" AR GRADE RAILROAD #101-344	26
HANDLE, PICK, 36", 12 PER BOX	26
HANDLE, SLEDGE/MAUL 36" W/SAFETY GRIP (WARWOOD)	25
HANDLE, SPIKE MAUL/SLEDGE, 36" WITH SAFETY GRIP, (O/S) - -24/BX	27
HANDLE, TRACK CHISEL 36" NUT SPLITTER, TIE PLUG	26
HANDLE, WAXED 36" MAUL/SLEDGE, c/w SAFETY GRIP & ROUND WEDGE (24/BOX)	26
HEAD PROTECTOR, RUBBER, LARGE, FOR USE W/ 2" DIAM. STRIKING TOOLS	27
HEAD PROTECTOR, RUBBER, MEDIUM, FOR USE W/ 1-1/2" DIAM. DRIFT PINS	27
HEAD PROTECTOR, RUBBER, SMALL, FOR USE W/ 1-1/4" DIAM. DRIFT PINS	27
HEATER, SINGLE-END, TELE- WELD	62
HEATER, TELEWELD, TELE-TW DOUBLE RAIL END	62
HOLDER, 1-1/16", FOR RAIL DRILL INSERTS, STANLEY DRILL	54
HOLDER, 1-1/2", FOR RAIL DRILL INSERTS, STANLEY DRILL	54
HOLDER, 1-1/4", FOR RAIL DRILL INSERTS, STANLEY DRILL	54
HOLDER, 1-1/8", FOR RAIL DRILL INSERTS, STANLEY DRILL	54
HOLDER, 1-3/16", FOR RAIL DRILL INSERTS, STANLEY DRILL	54
HOLDER, 1-5/16", FOR RAIL DRILL INSERTS, STANLEY DRILL	54
HOLDER, SWITCH BROOM, ORANGE	22
HOOK, PACKING, TIE PLATE, 24" LONG WITH 12" TAPER	27
HOSE REEL WITH 50' HOSE & MOUNTING BRACKET, MATWELD 02326	47
IMPACT ADAPTER, 1" DRIVE, 4 PT, TWO SIDED FEMALE	33
IMPACT WRENCH KIT, MILWAUKEE, 1", INCL. 2 BATTERIES AND CHARGER	46
IMPACT WRENCH KIT, MILWAUKEE, 1/2", W/ FRICTION RING, INCL. 2 BATTERIES AND CHARGER	46
IMPACT WRENCH, AIR-MASTER35-N	47
IMPACT WRENCH, HYDRAULIC, MATWELD 02500	47
JACK TRACK RATCHET, 10 TON, AL-88, 20-1/2" HEIGHT CAP.	54
JACK, TRACK A5 LOW MODEL, 15 TON, ALUMINUM, 5-1/4" STROKE	54
JACK, TRACK HYDRAULIC, 10 TON HIGH MODEL W/36" HANDLE TJ109LS	55
JACK, TRACK, A17 HIGH MODEL, 15 TON CAPACITY, 13" STROKE	54
JACK, TRACK, A8 LOW MODEL, 15 TON CAPACITY, 7-3/4" STROKE	54
JIG, COPPER, FROG	62
JIG, COPPER, RAIL-END	63
KIT, FOR INSPECTION & MAINTENANCE OF SPRING FROGS	44
KIT, STRAIGHT EDGE FOR TRACK WELD AUDITING W/CASE (7 POCKET)	44
LEGGING, SPRING STEEL INSERT, LEATHER, NO SEAM WITH SHIN PAD	8
LEGGING, XL SPRING STEEL INSERT, LEATHER, NO SEAM, EXTRA FLAP	8
LEVEL AND GAUGE BOARD, ALUMINUM, #14-AL FLN #12690	17
LINER, PROFAX	63
LINING BAR, PINCH PT. 26-LB. 66" LONG	20
LINING BAR, WEDGE POINT 18-LB. #32, 60" OVERALL LENGTH	20

Item	Page
LUBRICANT, #1 DRY FILM SLIP-PLATE, HEAVY DUTY, GRAPHITE, GALLON	9
LUBRICANT, #3 DRY FILM SLIP-PLATE, GRAPHITE, GALLON	9
LUBRICANT, #8 DRY FILM SLIP-PLATE, GRAPHITE, GALLON	9
MARKER, SOLID WHITE PAINT	10
MARKER, SOLID YELLOW PAINT	10
MARKER, VALVE ACTION, FLUORESCENT GREEN PAINT	10
MARKER, VALVE ACTION, FLUORESCENT PINK PAINT	10
MARKER, VALVE ACTION, GREEN PAINT	10
MARKER, VALVE ACTION, RED PAINT	10
MARKER, VALVE ACTION, WHITE PAINT	10
MARKER, VALVE ACTION, YELLOW PAINT	10
MASTER INSPECTION KIT (RWG IMPERIAL)	17
MASTER INSPECTION KIT (RWG METRIC)	17
MAUL, SPIKE, 10-LB, ASYMMETRICAL	28
MAUL, SPIKE, 10-LB, ASYMMETRICAL, W/36" HANDLE AND SAFETY GRIP	28
MULTI-PURPOSE GRINDER MATWELD #06950A	52
NEEDLE BAR (PICK) 3/4 X 60"	20
NEEDLE SCALER	63
NUT SPLITTER, 3/4" x 1-3/8" EYE, HEAD ONLY	23
PANPULLER, PANDROL CLIPS FOR CONCRETE TIES	29
PANPULLER, PANDROL CLIPS FOR WOOD TIES	29
PAPER FILTER (AIR) #510244105 - K1270	50
PICK, CLAY, SINGLE POINT, HEAD ONLY	29
PICK, ICE, DOUBLE POINT	29
PICK, V-TAMPING CARBON 8# #2T #02000	29
PIN, DRIFT 1-1/2X14", 3/8" PT W/RUBBER HD PROT.	30
PIN, DRIFT 1-1/2X19", 3/8" PT W/RUBBER HD. PROT.	30
PIN, DRIFT 1-1/4X11, 9/16" PT W/RUBBER HD PROT.	30
PINCH BAR, 1 X 48"	21
PINCH BAR, 7/8 X 48"	21
PLATE, COPPER BACKING 24 X4X1/8 FOR SWITCH PT. WL	64
POWER UNIT, DUAL CIRCUIT, MATWELD 00100K	47
PULLER, SPIKE, 4-BALL #56 AREMA	30
PULLER, SPIKE, 4-BALL, W/ LONG HANDLE	30
PUNCH, TIE PLUG, 3/4" x 1-3/8" EYE, HEAD ONLY	31
PUNCH, TIE PLUG, W/ 36" HANDLE, SAFETY GRIP AND HEAD PROTECTOR	31
PUNCH, TRACK, ROUND, 3/4" x 1-3/8" EYE, HEAD ONLY	30
QUICK CONNECT COMBO MALE/FEMALE	64
RAIL CLAMP, INNOVATIVE DESIGN, VORTOK # 106-0036	58
RAIL GRIP, ROSENQVIST RG3000 STANDARD	48
RAIL PULLER, 100-141-LB	55
RAIL TONG, LITTLE DAWG, 3.3 TON, LIGHTWEIGHT	56
RAILSAW, HUSQVARNA GAS MODEL K1270RAIL - 14"	49
RAILSAW, HUSQVARNA GAS MODEL K1270RAIL - 16"	49
RAILSAW, HYDRAULIC 16", MATWELD 03900A	51
RAKE, ROAD/STONE, 16 TINE WITH 66" HANDLE #18-806	31
RERAILER, LEFT, 30-60-LB. RAIL	45
RERAILER, RIGHT, 30-60-LB. RAIL	45
RERAILER, SWB- OUT, 200 TON, 110-141LB RAIL	45
ROD, CARBON, FLAT (GOUGING 3/8X5/32X12)	61
ROLLER GRIP, ROSENQVIST RG4800	49
ROPE, FIBERGLASS FR4HD1-00 (150 FT/BOX)	10
ROUND WEDGE	37

Item	Page
SAFETY BARRIER, FIXED DISTANCE, VORTOK # 111-0003	58
SAW POWER CUTTER, HUSQVARNA GAS MODEL K760 - 12" (USE 93-0770)	49
SAW STIHL CUTQUIK TS410 12"	49
SAW STIHL CUTQUIK TS420 14"	49
SCREW, TIMBER 3/4-4 x 12" TORX SQUARE WASHER HEAD (50/BOX)	32
SCREW, TIMBER,5/8-5X12", TORX SQUARE WASHER HEAD (75/BOX)	32
SELF-LOCKING NUT, THU 1"-8 UNC, GR. 8, CLEAR ZINC LANTHANE	8
SELF-LOCKING NUT, THU 1-1/4"-8 UNC GR 8, CLEAR ZINC LANTHANE	8
SELF-LOCKING NUT, THU 1-1/8"-8 UNC GR. 8 CLEAR ZINC LANTHANE	8
SELF-LOCKING NUT, THU 1-3/8" UNC GR 8, CLEAR ZINC LANTHANE	8
SHEAR BLADE SET, MATWELD, 115 LB.	53
SHIELD, WELDING, LITTLE SPARKY	64
SHIN GUARD, CATCHER	10
SHOES, 100 LB. (TRAK-STAR DRILL)	41
SHOES, 100 LB. (TRAK-STAR DRILL)	41
SHOES, 100 LB. SPECIAL, HEEL BLOCK 1/4" OFFSET TRAK-STAR	40
SHOES, 115 LB. (TRAK-STAR DRILL)	41
SHOES, 115 LB. SPECIAL, HEEL BLOCK 1/4" OFFSET TRAK-STAR	40
SHOES, 130 LB. (TRAK-STAR DRILL)	41
SHOES, 132/136 LB. SPECAIL, HEEL BLOCK 1/4" OFFSET TRAK-STAR	40
SHOES, 132/136/141 LB. (TRAK-STAR DRILL)	41
SHOES, 80/90 LB. (TRAK-STAR DRILL)	41
SHOES, 85 LB. (TRAK-STAR DRILL)	41
SHOES, 90 LB. (TRAK-STAR DRILL)	41
SHOES, COMBO, RE RAIL 100/115/130/132 LB.	40
SHOVEL, CREW	32
SHOVEL, SNOW, SQUARE, 36" STEEL HANDLE	32
SHOVEL, SPADE, ROUND FOOT TREAD, 29" D-HANDLE	32
SHOVEL, TRACK SQUARE MOUTH. LONG HANDLE 34-3/4"	32
SHOVEL, TRACK, ROUND PT. 48" HDL.	32
SHOVEL,TRACK, SQUARE FOOT, 26" HANDLE	32
SIGNS, ALL TYPES OF SIGNS, CALL FOR INFO	11
SLEDGE HAMMER, 8-LB, W/ 36" HANDLE AND SAFETY GRIP	25
SLEDGE HAMMER, DOUBLE FACED, 10-LB, HEAD ONLY	24
SLEDGE HAMMER, DOUBLE FACED, 10-LB, W/ 36" HANDLE & SAFETY GRIP	25
SLEDGE HAMMER, DOUBLE FACED, 12-LB, HEAD ONLY	24
SLEDGE HAMMER, DOUBLE FACED, 12-LB, W/ 36" HANDLE	25
SLEDGE HAMMER, DOUBLE FACED, 16-LB, HEAD ONLY	24
SLEDGE HAMMER, DOUBLE FACED, 8-LB, HEAD ONLY	24
SOCKET RETAINER, RUBBER, FOR USE WITH SOCKET AND ADAPTER	35
SOCKET, 1" DRIVE, 6 PT, 1-1/2", DEEP LENGTH	34
SOCKET, 1" DRIVE, 6 PT, 1-1/4", DEEP LENGTH	34
SOCKET, 1" DRIVE, 6 PT, 1-1/8"	34
SOCKET, 1" DRIVE, 6 PT, 1-13/16", DEEP LENGTH	34
SOCKET, 1" DRIVE, 6 PT, 1-7/16", DEEP LENGTH	34
SOCKET, 1" DRIVE, 6 PT, 1-7/8"	34
SOCKET, 1" DRIVE, 6 PT, 2", DEEP LENGTH	34
SOCKET, 1" DRIVE, 6 PT, 2-3/16", DEEP LENGTH	34
SOCKET, 1" DRIVE, 8 PT, 1-1/2",	34
SOCKET, 1" DRIVE, 8 PT, 1-1/2", DEEP LENGTH	34
SOCKET, 1" DRIVE, 8 PT, 1-11/16", DEEP LENGTH	34
SOCKET, 1" DRIVE, 8 PT, 1-13/16", DEEP LENGTH	34
SOCKET, 1" DRIVE, 8 PT, 1-3/4", DEEP LENGTH	34

Item	Page
SOCKET, 1" DRIVE, 8 PT, 1-3/8"	34
SOCKET, 1" DRIVE, 8 PT, 1-5/16"	34
SOCKET, 1" DRIVE, 8 PT, 1-5/8", DEEP LENGTH	34
SOCKET, 1" DRIVE, 8 PT, 1-7/16", DEEP LENGTH	34
SOCKET, 1" DRIVE, 8 PT, 1-7/8", DEEP LENGTH	34
SOCKET, 1" DRIVE, 8 PT, 1-7/8", DEEP LENGTH	34
SOCKET, 1" DRIVE, 8 PT, 2", DEEP LENGTH	34
SOCKET, 1" DRIVE, 8 PT, 2-1/4", DEEP LENGTH	34
SOCKET, 1" DRIVE, 8 PT, 2-1/8", DEEP LENGTH	34
SOCKET, 1" DRIVE, 8 PT, 2-3/16", DEEP LENGTH	34
SOCKET, 1" DRIVE, SPECIAL 1-1/8x 7/8" RECTANGULAR F/SCREW SPIKE	34
SOCKET, ADAPTER, 1" DR. FOR TIMBER SCREW, 5/8" HEX INSERT BIT	32
SOCKET, ADAPTER, 3/4" DRIVE FOR 7/8" HEX BIT RP-728	33
SOCKET, TORX, 3/4" DRIVE FOR E-20 AUDITORX BOLTS, #TX-7120	35
SPEEDLINER KIT FOR CURVE ALIGNMENT COMPLETE WITH CARRY CASE	17
SPIKE DRIVER, HYDRAULIC, MATWELD #08300 (LIGHT DUTY)	46
SPIKE LIFTER, TRACK, LEFT HAND, 1" x 1-3/8" EYE, HEAD ONLY	27
SPIKE LIFTER, TRACK, LEFT HAND, W/ 36" HANDLE	28
SPIKE LIFTER, TRACK, LEFT HAND, W/ 36" HANDLE AND RUBBER HEAD PROTECTOR	28
SPIKE LIFTER, TRACK, RIGHT HAND, HEAD ONLY	27
SPIKE LIFTER, TRACK, RIGHT HAND, W/ 36" HANDLE AND RUBBER HEAD PROTECTOR	28
SPIKE LIFTER, TRACK, RIGHT HAND, W/ 36" HANDLE AND SAFETY GRIP	28
SPIKE MAUL, 10-LB, 1" x 1-5/8" EYE, SYMMETRICAL, HEAD ONLY	28
SPIKE PULLER, HYDRAULIC, MATWELD #01100RM (LIGHT DUTY)	51
STAND, SPIKE, FOR USE W/ WELDERS UMBRELLA	66
STRAIGHT EDGE MAGNET 36" WITH CASE	65
STRAIGHT EDGE, 24", BEVELED 1 SIDE, NON-GRAD.	65
STRAIGHT EDGE, 36, BEVELED 1 SIDE, NON-GRAD.	65
STRESSING ROLLER (VSR), AVAILABLE ACCORDING TO RAIL FASTENING TYPE	58
STRINGLINE RAIL CURVE MEASURING TOOL	18
SWITCH LOCKS AND PADLOCKS, ALL TYPES, CALL FOR INFO	8
SWITCH POINT PROTECTOR, AREMA, 100-LB, 110-LB~	44
TAG LINE, COMPLETE W/ 25' OF POLY ROPE	18
TAG, IDENTIFY, THERMITE WELDING, ANODIZED ALUM., SERIALIZED	11
TAG, IDENTITY CWR STRING LAYING 6.5x1.5" 025" TK	11
TAG, IDENTITY, THERMITE ANODIZED ALUM. 6.5x1.5"	11
TAMPING BAR, SPEAR END, 68" LONG	22
TAPE MEASURE 1-1/8 x 25', MAGNETIC TIP, FOR TRACK INSPECTION	35
TENT, THERMITE WELDING, NEW DESIGN C/W 2 CLAMPS	65
THERMOMETER, HANDHELD INFRARED, -58F TO 1832F, WITH CASE	65
THERMOMETER, SURFACE, FULLY ENCLOSED ULTRA MAGNETIC, -20F TO 160F	66
TIE LAYER, ROSENQVIST SL450	51
TIE PADS, ALL TYPES OF TIE PADS, CALL FOR INFO	11
TIE PLUGGING COMPOUND, 1500 ml (6xCASE)	12
TIE PLUGGING COMPOUND, DUAL CARTRIDGE (12 x 600 ml SET/BOX)	12
TIE PLUGGING COMPOUND, PART A, 5 GAL. CONTAINERS	12
TIE PLUGGING COMPOUND, PART B, 5 GAL. CONTAINERS	12
TIE PLUGGING, APPLICATOR, EXTENDED LENGTH POWERED -- (600 ML)	12
TIE REPLACER, ROSENQVIST SB60	51
TIE TAMPER, HYDRAULIC, MATWELD #08200 (LIGHT DUTY)	52
TIP, CONTACT 5/64 PROFAX	66
TIP, REPLACEMENT FOR TIE TONGS	36
TONG, BURRO CRANE RAIL #428-2 ANTI-SLIP. 3 TON	56

Item	Page
TONG, CRANE, LIGHT DUTY, FOR USE W/ TRUCK CRANES, 3 TON CAPACITY	56
TONG, FROG, 8 TON MAX.	55
TONG, RAIL, 8 TON, IPS	56
TONG, RAIL, TWO-MAN, JAW: (MIN 7/8", MAX 3-3/4")	36
TONG, SKIDDING, W/ RING ONLY, 24" OPENING, 1" DIAM, 3500-LB CAPACITY	57
TONG, TIE, ONE-MAN, ALUMINIUM W/ REPLACEABLE TIPS	36
TONG, TIE, TRACK LIGHT- WEIGHT	36
TONG, TIMBER 1500-LB CAPACITY	57
TONG, TIMBER, TWO-MAN, #4-15 1/2" JAW OPENING	35
TORCH, TIGER, STRAIGHT END, 28" LONG	66
TRACK ELEVATION BOARD, WOOD WITH CUT-OUT HANDLE, BLACK/WHITE	13
TRACK PUNCH, ROUND, W/ 36" HANDLE, SAFETY GRIP AND HEAD PROTECTOR	31
UMBRELLA, WELDERS, 7ft C/W STORAGE TUBE AND ONE CLAMP	67
VERSE MONITORING SYSTEM, RAIL STRESS MANAGEMENT, VORTOK # 112-0007	57
WEDGE, #5 STEEL 1-1/8X15/16X3/16	37
WEDGE, RAIL ALIGNMENT, GRADE B ALLOY, 10"L x 1-1/4" W x 1-3/4"H	58
WEDGE, RAIL ALIGNMENT, GRADE B ALLOY, 12"L x 1-1/8"W x 1-3/4"H, W/ RUBBER HEAD PROTECTOR	58
WELD SHEAR, HAND PUMP, HYDRAULIC, MATWELD #05000	53
WELD SHEAR, LIGHT WEIGHT, HYDRAULIC, MATWELD 05100B	53
WELD SHEAR, POWER, HYDRAULIC, MATWELD 05100A	53
WELD WIRE RAILBUILD 5/64" 30-LBS. 540W-5S	67
WELD WIRE RAILBUILD, 1/16 30-LBS. 540W, 1/16 DIAMETER	67
WELD WIRE, FROGBUILD 5/64" 30LBS. 575W-M-5S	67
WHEEL 12x1/4x20mm SLOTTING (STEEL ARBOR)	4
WHEEL 8X1X1 ABRASIVE, GW (6,000 RPM)	3
WHEEL, 10X1-1/2X6, TYPE 35 FN 4232	1
WHEEL, 10x1-1/4x1 REC 1/S 6X1/2	1
WHEEL, 11-7/8X1/8X1"/20MM (6,360 RPM)	4
WHEEL, 2X3X5/8-11 BULLNOSE (T-18R) AZ-20	3
WHEEL, 5/3-3/4X2X5/8-11 RPM 7260	2
WHEEL, 6/4-13/16X2X5/8-11 (6,000 RPM)	2
WHEEL, 6X1X5/8 4NZ14S	2
WHEEL, 6X2-3/4X5/8-11 (6,000 RPM)	2
WHEEL, 6X2X5/8-11	2
WHEEL, 8X1X5/8 4NZ1634-Q5BS-X348	3
WHEEL, 8X2-3/8X4	3
WHEEL, 8x2x1 ABRASIVE, GW (HEAD WASH)	3
WHEEL, 8X3/4X5/8	3
WHEEL, 8X5/32X5/8	4
WHEEL, CUT OFF 14X1/8X1	1
WHEEL, CUT OFF 16X1/8X1 A48 RAILCUT (4,800 RPM)	1
WHEEL, CUT OFF 26X7/32X1-3/4	1
WHEEL, CUT-OFF 14X1/8X1 A48 RAILCUT (5,400 RPM)	1
WHEEL, CUTOFF, 16x1/8x1	1
WHEEL, SLOTTING 12X1/4X20MM, 24Q (6,400 RPM)	4
WIRE CUP BRUSH KNOTTED .020 3x5/8-11	4
WRENCH TRACK SE 7/8" BOLT, 36" LONG, NUT W/1-7/16" JAW 1-1/2"	38
WRENCH, FROG, SE, 1-1/8 BOLT, 48" LONG, 1-11/16" NUT WIDTH, 136-LB	38
WRENCH, RATCHET ACTION, 1" BOLT, 42" LONG, 1-11/16" JAW	37
WRENCH, RATCHET ACTION, 1" BOLT, 42" LONG, 1-7/8" JAW	37
WRENCH, RATCHET ACTION, 7/8" BOLT, 36" LONG, 1-1/2" JAW	37
WRENCH, TRACK, DE, 1"x1-1/8" BOLT, 48" LONG, 1-5/8" & 1-13/16" NUT WIDTH	38
WRENCH, TRACK, DE, 1-1/4" x 1-3/8" BOLT, 48" LONG, 2" & 2-3/16" NUT WIDTH, 2-1/16" & 2-1/4" JAW	38

Item	Page
WRENCH, TRACK, DE, 1-1/8 x 1-1/4" BOLT, 48" LONG, 1-13/16 & 2" NUT WIDTH	38
WRENCH, TRACK, DE, 7/8" x 1" BOLT, 42" LONG, 1-7/16" & 1-5/8" NUT WIDTH, 1-1/2" & 1-11/16" JAW	38
WRENCH, TRACK, SE, 3/4" BOLT x 30" LONG, 1-1/4" NUT WIDTH, 1-5/16" JAW	38
WRENCH, TRACK, SE, 1" BOLT, 42" LONG, 1-5/8" NUT WIDTH, 1-11/16" JAW	38
WRENCH, TRACK, SE, 1-1/4" BOLT, 48" LONG, 2" NUT WIDTH, 2-1/16" JAW	37
WRENCH, TRACK, SE, 1-1/8" BOLT, 48" LONG, 1-13/16" NUT WIDTH, 1-7/8" JAW	38
WRENCH, TRACK, SE, 1-3/8 BOLT, 54" LONG, 2-3/16" NUT WIDTH, 2-1/4" JAW	37
WRENCH, TRACK, SE, 7/8" BOLT, 1-1/2" NUT WIDTH, 85-LB	38

CUT-OFF WHEEL



- 27-1000 WHEEL, CUT OFF 14X1/8X1
- 27-1010 WHEEL, CUTOFF, 16x1/8x1
- 27-1900 WHEEL, CUT-OFF 14X1/8X1 A48 RAILCUT (5,400 RPM)
- 27-1950 WHEEL, CUT OFF 16X1/8X1 A48 RAILCUT (4,800 RPM)

CUT-OFF WHEEL BEAR SAW



- 27-1180 WHEEL, CUT OFF 26X7/32X1-3/4

GRINDING WHEEL 10" (Turnout Grinder Special)



- 27-1830 WHEEL, 10X1-1/2X6, TYPE 35 FN 4232

GRINDING WHEEL 10" (Turnout Grinder)



- 27-1690 WHEEL, 10x1-1/4x1 REC 1/S 6X1/2

GRINDING WHEEL 5" CUP



27-1120

WHEEL, 5/3-3/4X2X5/8-11 RPM 7260

GRINDING WHEEL 6"



27-1750

WHEEL, 6X1X5/8 4NZ14S

GRINDING WHEEL 6" (Profile Grinder)



27-1030

WHEEL, 6X2-3/4X5/8-11 (6,000 RPM)

27-1140

WHEEL, 6X2X5/8-11

GRINDING WHEEL 6" CUP



27-1130

WHEEL, 6/4-13/16X2X5/8-11 (6,000 RPM)

GRINDING WHEEL 8"



- 27-1020 WHEEL, 8X1X5/8 4NZ1634-Q5BS-X348
- 27-1040 WHEEL, 8X3/4X5/8
- 27-1050 WHEEL 8X1X1 ABRASIVE, GW (6,000 RPM)

GRINDING WHEEL 8" (Profile Grinder)



- 27-1100 WHEEL, 8X2-3/8X4

GRINDING WHEEL 8" (Head Wash)



- 27-1060 WHEEL, 8x2x1 ABRASIVE, GW (HEAD WASH)

GRINDING WHEEL BULLNOSE



- 27-1710 WHEEL, 2X3X5/8-11 BULLNOSE (T-18R) AZ-20



KIT, BOLT HOLE

08-7730

BOLT HOLE CHAMFER KIT: 1" SQ DRIVE QUICK RELEASE CHUCK

SLOTING WHEEL



27-1070

WHEEL, 11-7/8X1/8X1"/20MM (6,360 RPM)

27-1090

WHEEL, 8X5/32X5/8

SLOTING WHEEL 1/4"



28-1200

WHEEL 12x1/4x20mm SLOTTING (STEEL ARBOR)

28-1220

WHEEL, SLOTTING 12X1/4X20MM, 24Q (6,400 RPM)

WIRE BRUSH



27-2180

WIRE CUP BRUSH KNOTTED .020 3x5/8-11

BIT, AUGER STYLE



08-9200 BIT, AUGER 11/16"x17", 7/16" HEX QUICK DISCONNECT SHANK



BIT, TIE BORING

08-2020 BIT, TIE BORING 5/8x12" Flute 9-3/8", Shank 1/2", 1 Flat

08-2025 BIT, TIE BORING, 11/16" x 9-5/8" 12-1/8" LONG, SINGLE

08-2030 BIT, TIE BORING, 9/16 X 12-1/8" LG. DOUBLE FLUTE

08-5720 BIT, TIE BORING DOUBLE FLUTED 11/16", 70o DRILL POINT



BIT, TORX TX-70

08-2240 BIT, TORX REG.#TX-70, 5/8" HEX WITH BALL GROOVE

08-3070 BIT, TORX PLUS #70-IP, 5/8" HEX, 3.5 LG W/BALL

FIRESNAKE, LIGHTING TOOL



08-5020 FIRESTICK, LIGHTING TOOL FOR FIRESNAKE PRODUCT



FIRESNAKE, RAIL HEATER

08-3560

FIRESNAKE, RAIL HEATING, FLAMMABLE GEL, ENCAP. 4x10ft/PAIL



FLAGGING KIT

19-1070

FLAGGING KIT W/ NYLON RED FLAG AND STAFF



FUSEE

75-1000

FUSEE, RED, W/SPIKE, 10 MIN, CANADIAN SPEC



GLOVE, MECHANIX, COLD WEATHER



87-4167

GLOVE, COLD WEATHER, WINTER IMPACT GEN. 2, BLACK, XL, MCW-WI-011



GLOVE, MECHANIX, DURAHIDE



87-2257

GLOVE, DURAHIDE LEATHER, HEAVY DUTY, TAN/BLACK, XL, CG40-75-011



GLOVE, MECHANIX, FAST FIT



87-1147

GLOVE, FASTFIT, BLACK, XL, MFF-05-011



GLOVE, MECHANIX, HI-VIZ



87-3187

GLOVE, HI-VIZ, HEAVY DUTY LEATHER, TAN/YELLOW, XL, CG40-91-011



GLOVE, MECHANIX, MATERIAL4X



87-2127

GLOVE, MATERIAL4X, TAN/BLACK, XL, MG4X-75-011



GLOVE, MECHANIX, ORIGINAL



87-1247

GLOVE, ORIGINAL, BLACK, XL, MG-05-011



LEGGING

08-3320

LEGGING, SPRING STEEL INSERT, LEATHER, NO SEAM WITH SHIN PAD

08-6340

LEGGING, XL SPRING STEEL INSERT, LEATHER, NO SEAM, EXTRA FLAP



LOCK, SWITCH & PADLOCK

55-xxxx

SWITCH LOCKS AND PADLOCKS, ALL TYPES, CALL FOR INFO



LOCK-NUTS

16-8100

SELF-LOCKING NUT, THU 1"-8 UNC, GR. 8, CLEAR ZINC LANTHANE

16-8114

SELF-LOCKING NUT, THU 1-1/4"-8 UNC GR 8, CLEAR ZINC LANTHANE

16-8118

SELF-LOCKING NUT, THU 1-1/8"-8 UNC GR. 8 CLEAR ZINC LANTHANE

16-8138

SELF-LOCKING NUT, THU 1-3/8" UNC GR 8, CLEAR ZINC LANTHANE



LUBRICANT, GRAPHITE SLIP-PLATE #3

08-8260 LUBRICANT, #3 DRY FILM SLIP-PLATE, GRAPHITE, GALLON



LUBRICANT, SLIP-PLATE OEM8

08-4580 LUBRICANT, #8 DRY FILM SLIP-PLATE, GRAPHITE, GALLON



LUBRICANT, GRAPHITE SLIP-PLATE #1

08-8210 LUBRICANT, #1 DRY FILM SLIP-PLATE, HEAVY DUTY, GRAPHITE, GALLON

MARKERS SOLID PAINT



19-2320	MARKER, SOLID WHITE PAINT
19-2330	MARKER, SOLID YELLOW PAINT
19-3010	MARKER, VALVE ACTION, WHITE PAINT
19-3015	MARKER, VALVE ACTION, YELLOW PAINT
19-3035	MARKER, VALVE ACTION, RED PAINT
19-3045	MARKER, VALVE ACTION, GREEN PAINT
19-3055	MARKER, VALVE ACTION, FLUORESCENT PINK PAINT
19-3065	MARKER, VALVE ACTION, FLUORESCENT GREEN PAINT

ROPE, PULL-APART



76-7600	ROPE, FIBERGLASS FR4HD1-00 (150 FT/BOX)
---------	---

SHIN GUARD



08-9080	SHIN GUARD, CATCHER
---------	---------------------

SIGNS, TRACK



89-xxxx

SIGNS, ALL TYPES OF SIGNS, CALL FOR INFO

TAG, IDENTIFY CWR



84-7510

TAG, IDENTITY CWR STRING LAYING 6.5x1.5" 025" TK

TAG, IDENTIFY THERMITE



84-7500

TAG, IDENTITY, THERMITE ANODIZED ALUM. 6.5x1.5"

84-7500-1

TAG, IDENTIFY, THERMITE WELDING, ANODIZED ALUM., SERIALIZED


TIE PADS



45-xxxx

TIE PADS, ALL TYPES OF TIE PADS, CALL FOR INFO

TIE PLUGGING, APPLICATOR MANUAL



99-3670

APPLICATOR TIE PLUGGING, MANUAL EXTENDED LGTH.



TIE PLUGGING, APPLICATOR, EXTENDED LENGTH |



99-3650

TIE PLUGGING, APPLICATOR, EXTENDED LENGTH POWERED--(600 ML)

TIE PLUGGING, COMPOUND CANISTER



99-3600

TIE PLUGGING COMPOUND, DUAL CARTRIDGE (12 x 600 ml SET/BOX)

99-3610

TIE PLUGGING COMPOUND, 1500 ml (6xCASE)

TIE PLUGGING, COMPOUND CONTAINER



99-3640

TIE PLUGGING COMPOUND, PART A, 5 GAL. CONTAINERS

99-3645

TIE PLUGGING COMPOUND, PART B, 5 GAL. CONTAINERS

ELEVATION, BOARD TRACK



08-6170

TRACK ELEVATION BOARD, WOOD WITH CUT-OUT HANDLE, BLACK/WHITE

GAUGE & LEVEL COMBINATION ALUMINUM



08-5980

COMBINATION ALUMINUM LEVEL AND GAUGE #23, ALDON 4022-03

GAUGE, CONFORMAL



08-9260

GAUGE SET, 3pc, CONFORMAL FOR 1-9/16" SPREAD IRS 725--6-7

08-9270

GAUGE SET, 2pc, CONFORMAL, INCLUDES: GAGE FOR 1-9/16" SPREAD

GAUGE, FROG FLANGWAY



90-2680

GAUGE, FROG FLANGWAY FLG100

GAUGE, FROG POINT



- | | |
|---------|-------------------------------------|
| 90-3720 | GAUGE FOR REGULAR POINT FROG |
| 90-3730 | GAUGE FOR MODIFIED HEAVY POINT FROG |



GAUGE, RAIL & BOLT HOLE

- | | |
|---------|---------------------------------|
| 71-0085 | GAUGE, RAIL & BOLT HOLE 85-LB. |
| 71-0100 | GAUGE, RAIL & BOLT HOLE 100LB. |
| 71-0105 | GAUGE, RAIL & BOLT HOLE 105-LB. |
| 71-0115 | GAUGE, RAIL & BOLT HOLE 115-LB. |
| 71-0130 | GAUGE, RAIL & BOLT HOLE 130-LB. |
| 71-0132 | GAUGE, RAIL & BOLT HOLE 132-LB. |
| 71-0136 | GAUGE, RAIL & BOLT HOLE 136-LB. |
| 71-6520 | GAUGE, RAIL & BOLT HOLE 127-LB. |



GAUGE, RAIL & BOLT, TAPER

- | | |
|---------|------------------------------|
| 71-0560 | GAUGE, RAIL TAPER, 1/8" - 1" |
|---------|------------------------------|



GAUGE, RAIL HEAD WEAR

- 71-1010 GAUGE, RAIL HEAD WEAR, METRIC SCALE, 85-141 LBS, DIAL CONCEPT
- 71-1015 GAUGE, RAIL HEAD WEAR, IMPERIAL SCALE, 85-141 LBS, DIAL CONCEPT

GAUGE, ROD



- 08-3800 GAUGE ROD, DOUBLE ENDED, INSULATED
- 08-3815 GAUGE ROD, SINGLE-END, NON INSULATED

GAUGE, TRACK INSPECTION RCA, ONE PIECE



- 79-8500 GAUGE, TRACK INSPECTION, RCA-1435, ONE PIECE, IMPERIAL
- 79-8550 GAUGE, TRACK INSPECTION, RCA-1435, ONE PIECE, METRIC

GAUGE, TRACK INSPECTION,RCA, TWO PIECE



- 79-8600 GAUGE, TRACK INSPECTION, RCA-T-1435, TWO PIECE, IMPERIAL

GAUGE, TRACK TOOL, GRINDING



71-0370

GAUGE, GRINDING, TRACK TOOL CP PLAN X-10-16-223

GAUGE, TRACK, ADJUSTABLE ALUMINUM



08-2630

GAUGE TRACK PIPE CENTER 17 LBS. INSULATED #PG2

GAUGE, TRACK, ALUMINUM CENTER



08-1750

GAUGE, TRACK, ALUMINUM #3 1 PC. (56-1/2" LG)

GAUGE, TRACK-WOOD CENTER



08-2860

GAUGE, TRACK-WOOD CENTER #5, FLN #126CR

INSPECTION KIT, TRACK SUPERVISOR



71-1000 MASTER INSPECTION KIT (RWG IMPERIAL)

71-1005 MASTER INSPECTION KIT (RWG METRIC)

LEVEL & GAUGE, BOARD ALUMINUM



08-2460 LEVEL AND GAUGE BOARD, ALUMINUM, #14-AL FLN #12690

LEVEL BOARD, WOOD, 10 STEP



08-4003 GAUGE, LEVEL BOARD, WOOD, 10 STEPS W/ 5" ELEVATION

SPEEDLINER, CURVE MEASURE TOOL



08-8470 SPEEDLINER KIT FOR CURVE ALIGNMENT COMPLETE WITH CARRY CASE

STRINGLINE



08-4200

STRINGLINE RAIL CURVE MEASURING TOOL

TAG LINE



06-1000

TAG LINE, COMPLETE W/ 25' OF POLY ROPE

TAPER GAUGE, STARRETT



08-6810

GAUGE, TAPER, STARRETT 270, 0.01" -150" .001" GRAD

TAPER GAUGE, VERITAS



08-7170

GAUGE, TAPER, METRIC - VERITAS - 00.2mm GRADUATION

08-9290

GAUGE, TAPER, IMPERIAL - VERITAS - 1/64 GRADUATION



ADZE, CARPENTER

08-3240

ADZE, CARPENTER, HEAD ONLY, MODEL 12-TC, 5 FACE



ADZE, TRACK

08-2390

ADZE, TRACK, NO HANDLE



BAR, CLAW

08-2280

BAR, CLAW, #93RH NEW STYLE HIGH LIFT HEEL, #80-E



BAR, LINING

08-4370

BAR, LINING PINCH POINT, 60" LONG



BAR, LINING DIAMOND

08-2290 BAR, LINING, DIAMOND POINT, 60"LONG



BAR, LINING WEDGE

08-2430 LINING BAR, WEDGE POINT 18-LB. #32 , 60" OVERALL LENGTH

08-2680 BAR, LINING, WEDGE POINT, 64" LONG



BAR, LINNING

08-5500 LINING BAR, PINCH PT. 26-LB. 66" LONG



BAR, NEEDLE

09-2320 NEEDLE BAR (PICK) 3/4 X 60"



BAR, NIPPING

08-3340 BAR, NIPPING



BAR, PINCH

09-2390 PINCH BAR, 7/8 X 48"

09-2420 PINCH BAR, 1 X 48"



BAR, SLATE

08-3330 BAR, SLATE, 60"



BAR, SNAKE BAR

40-1525 BAR, 7/8 x 48", BRAKE SHOE CHANGE, SNAKE BAR TO PRY BIT



BAR, TAMPING

08-2045 TAMPING BAR, SPEAR END, 68" LONG



BAR, TIMBER

08-1820 BAR, PRY NEEDLE, 1-1/8" X 60"



BROOM, SWITCH

77-6837 BROOM, SWITCH 8", W/CHISEL



BROOM, SWITCH HOLDER

77-6845 HOLDER, SWITCH BROOM, ORANGE



CHISEL, COLD

09-2380 CHISEL, COLD, 7/8" X 8"



CHISEL, HOT CUTTER W/HANDLE

09-2310 CHISEL, WELDERS, W/ 36" HANDLE



09-2010 CHISEL, WELDERS, 3-LB, HEAD ONLY

09-2030 NUT SPLITTER, 3/4" x 1-3/8" EYE, HEAD ONLY

CHISEL, TRACK



09-2130 CHISEL, TRACK, 3/4" x 1-3/8" EYE, HEAD ONLY



CHISEL, WELDER

08-4520 CHISEL,WELDER C/W HEAD PROTECTOR, HANDLE SAFETY GRIP



FORK, BALLAST

08-2250 FORK, BALLAST, 10 TINE, FORK WIDTH 9-3/4, AREMA PLAN #22, 30" HANDLE



FORK, RAIL

08-2310 FORK, RAIL, FITS 85-141# RAIL, LONG HANDLE, 54" OAL



HAMMER, SLEDGE

08-3110 SLEDGE HAMMER, DOUBLE FACED, 16-LB, HEAD ONLY

08-3500 SLEDGE HAMMER, DOUBLE FACED, 8-LB, HEAD ONLY

09-2000 SLEDGE HAMMER, DOUBLE FACED, 10-LB, HEAD ONLY

09-2180 SLEDGE HAMMER, DOUBLE FACED, 12-LB, HEAD ONLY



HAMMER, SLEDGE W/HANDLE

- 08-2370 SLEDGE HAMMER, DOUBLE FACED, 12-LB, W/ 36" HANDLE
- 08-8600 HAMMER, SLEDGE (WARWOOD) W/36" HANDLE 10-LB. & SAFETY GRIP
- 08-8610 HANDLE, SLEDGE/MAUL 36" W/SAFETY GRIP (WARWOOD)
- 09-2240 SLEDGE HAMMER, DOUBLE FACED, 10-LB, W/ 36" HANDLE & SAFETY GRIP
- 09-2290 SLEDGE HAMMER, 8-LB, W/ 36" HANDLE AND SAFETY GRIP
- 09-2430 HAMMER, SLEDGE 12-LB. C/W FIBREGLASS HANDLE

HANDLE REMOVAL TOOL, HYDRAULIC



- 08-9100 HANDLE REMOVAL TOOL, HYDRAULIC

HANDLE REMOVAL TOOL, MANUAL



- 08-9150 HANDLE REMOVAL TOOL, MANUAL

HANDLE SLEDGE/MAUL



74-7442

HANDLE, WAXED 36" MAUL/SLEDGE, c/w SAFETY GRIP & ROUND WEDGE (24/BOX)

HANDLE, ADZE



08-4000

HANDLE, ADZE 34" AR GRADE RAILROAD #101-344

08-4000X

HANDLE, ADZE 36" AR GRADE RAILROAD #101-344

HANDLE, CHISEL



74-7462

HANDLE, TRACK CHISEL 36" NUT SPLITTER, TIE PLUG

HANDLE, PICK



74-7422

HANDLE, PICK, 36", 12 PER BOX

HANDLE, SLEDGE/MAUL



74-7445

HANDLE, SPIKE MAUL/SLEDGE, 36" WITH SAFETY GRIP, (O/S)--24/BX

HEAD PROTECTOR



08-5050

HEAD PROTECTOR, RUBBER, LARGE, FOR USE W/ 2" DIAM. STRIKING TOOLS

08-5060

HEAD PROTECTOR, RUBBER, MEDIUM, FOR USE W/ 1-1/2" DIAM. DRIFT PINS

08-5070

HEAD PROTECTOR, RUBBER, SMALL, FOR USE W/ 1-1/4" DIAM. DRIFT PINS

HOOK, TIE PLATE



08-9420

HOOK, PACKING, TIE PLATE, 24" LONG WITH 12" TAPER

LIFTER, SPIKE



09-2140

SPIKE LIFTER, TRACK, LEFT HAND, 1" x 1-3/8" EYE, HEAD ONLY

09-2190

SPIKE LIFTER, TRACK, RIGHT HAND, HEAD ONLY



LIFTER, SPIKE W/HANDLE

- 09-2110 SPIKE LIFTER, TRACK, LEFT HAND, W/ 36" HANDLE
- 09-2145 SPIKE LIFTER, TRACK, LEFT HAND, W/ 36" HANDLE AND RUBBER HEAD PROTECTOR
- 09-2195 SPIKE LIFTER, TRACK, RIGHT HAND, W/ 36" HANDLE AND RUBBER HEAD PROTECTOR
- 09-2200 SPIKE LIFTER, TRACK, RIGHT HAND, W/ 36" HANDLE AND SAFETY GRIP

MAUL, SPIKE ASYMMETRICAL



- 08-4015 MAUL, SPIKE, 10-LB, ASYMMETRICAL

MAUL, SPIKE ASYMMETRICAL W/HANDLE



- 08-5620 MAUL, SPIKE, 10-LB, ASYMMETRICAL, W/36" HANDLE AND SAFETY GRIP

MAUL, SPIKE SYMMETRICAL



- 09-2020 SPIKE MAUL, 10-LB, 1" x 1-5/8" EYE, SYMMETRICAL, HEAD ONLY



PANPULLER

- 08-2670 PANPULLER, PANDROL CLIPS FOR CONCRETE TIES
- 08-2745 PANPULLER, PANDROL CLIPS FOR WOOD TIES
- 08-9070 E-CLIP TOOL, PANDROL CLIP INSTALLATION SLIDE HAMMER

PICK, CLAY



- 08-2340 PICK, CLAY, SINGLE POINT, HEAD ONLY

PICK, ICE



- 08-2170 PICK, ICE, DOUBLE POINT

PICK, TAMPING



- 08-2330 PICK, V-TAMPING CARBON 8# #2T #02000

PIN, DRIFT



- 09-2050 DRIFT PIN, PLUG, 7/8" X 11", 85-LB. RAIL
- 09-2060 DRIFT PIN, PLUG, 1" X 11-1/2", 100/115-LB. RAIL
- 09-2070 DRIFT PIN, PLUG 1-1/8" X 12", 136-LB. + RAIL
- 09-2080 DRIFT PIN, 3/8" X 1-3/8" X 19", 100-LB. RAIL & LIGHTER
- 09-2090 DRIFT PIN, 5/8" X 1-3/8" X 19", FOR USE WITH ALL RAIL SECTIONS

PIN, DRIFT W/HEAD PROTECTOR



- 08-2810 PIN, DRIFT 1-1/2X19", 3/8" PT W/RUBBER HD. PROT.
- 08-2820 PIN, DRIFT 1-1/2X14", 3/8" PT W/RUBBER HD PROT.
- 08-4036 PIN, DRIFT 1-1/4X11, 9/16" PT W/RUBBER HD PROT.



PULLER, SPIKE

- 08-2180 PULLER, SPIKE, 4-BALL #56 AREMA
- 08-2185 PULLER, SPIKE, 4-BALL, W/ LONG HANDLE

PUNCH, BACK OUT



- 09-2160 PUNCH, TRACK, ROUND, 3/4" x 1-3/8" EYE, HEAD ONLY



PUNCH, BACK OUT W/HANDLE

- 08-4042 TRACK PUNCH, ROUND, W/ 36" HANDLE, SAFETY GRIP AND HEAD PROTECTOR
- 09-2210 BACK-OUT PUNCH, 5/8" PUNCH DIA., W/ 16" HANDLE
- 09-2250 BACK-OUT PUNCH, 3/4" PUNCH DIA., 5" LONG, W/ HANDLE
- 09-2270 BACK-OUT PUNCH, 1/2" PUNCH DIA., W/ HANDLE

PUNCH, TIE PLUG



- 09-2040 PUNCH, TIE PLUG, 3/4" x 1-3/8" EYE, HEAD ONLY

PUNCH, TIE PLUG W/HANDLE



- 08-2350 PUNCH, TIE PLUG, W/ 36" HANDLE, SAFETY GRIP AND HEAD PROTECTOR

RAKE, BALLAST



- 08-2260 RAKE, ROAD/STONE, 16 TINE WITH 66" HANDLE #18-806



SCREW, TIMBER

- 07-2080 SCREW, TIMBER, 5/8-5X12", TORX SQUARE WASHER HEAD (75/BOX)
- 07-2280 SCREW, TIMBER 3/4-4 x 12" TORX SQUARE WASHER HEAD (50/BOX)



SHOVEL

- 08-3150 SHOVEL, TRACK, ROUND PT. 48" HDL.
- 78-7000 SHOVEL, SPADE, ROUND FOOT TREAD, 29" D-HANDLE
- 78-7110 SHOVEL, SNOW, SQUARE, 36" STEEL HANDLE
- 78-7120 SHOVEL, TRACK, SQUARE FOOT, 26" HANDLE
- 78-7170 SHOVEL, TRACK SQUARE MOUTH. LONG HANDLE 34-3/4"



SHOVEL, CREW

- 78-7250 SHOVEL, CREW



SOCKET, ADAPTER 1" DRIVE TIMBER SCREW

- 08-2765 SOCKET, ADAPTER, 1" DR. FOR TIMBER SCREW, 5/8" HEX INSERT BIT

SOCKET, ADAPTER 3/4" RP-728



08-5870

SOCKET, ADAPTER, 3/4" DRIVE FOR 7/8" HEX BIT RP-728

SOCKET, ADAPTER IMPACT



08-3380


IMPACT ADAPTER, 1" DRIVE, 4 PT, TWO SIDED FEMALE

SOCKET, IMPACT 1" DRIVE



08-2770	SOCKET, 1" DRIVE, 8 PT, 1-5/8", DEEP LENGTH
08-2870	SOCKET, 1" DRIVE, 6 PT, 2", DEEP LENGTH
08-3030	SOCKET, 1" DRIVE, 8 PT, 1-3/4", DEEP LENGTH
08-3040	SOCKET, 1" DRIVE, 6 PT, 1-13/16", DEEP LENGTH
08-3050	SOCKET, 1" DRIVE, 8 PT, 1-7/8", DEEP LENGTH
08-3360	SOCKET, 1" DRIVE, 8 PT, 1-11/16", DEEP LENGTH
08-3370	SOCKET, 1" DRIVE, 6 PT, 2-3/16", DEEP LENGTH
08-4720	SOCKET, 1" DRIVE, 8 PT, 1-7/8", DEEP LENGTH
08-5250	SOCKET, 1" DRIVE, SPECIAL 1-1/8x 7/8" RECTANGULAR F/SCREW SPIKE
08-5570	SOCKET, 1" DRIVE, 6 PT, 1-1/2", DEEP LENGTH
08-5575	SOCKET, 1" DRIVE, 8 PT, 1-1/2",
08-6090	SOCKET, 1" DRIVE, 8 PT, 2", DEEP LENGTH
08-6110	SOCKET, 1" DRIVE, 8 PT, 2-3/16", DEEP LENGTH
08-6890	SOCKET, 1" DRIVE, 6 PT, 1-1/8"
08-7000	SOCKET, 1" DRIVE, 8 PT, 1-1/2", DEEP LENGTH
08-7210	SOCKET, 1" DRIVE, 8 PT, 1-5/16"
08-7350	SOCKET, 1" DRIVE, 8 PT, 1-3/8"
08-7370	SOCKET, 1" DRIVE, 8 PT, 1-13/16", DEEP LENGTH
08-7390	SOCKET, 1" DRIVE, 6 PT, 1-7/8"
08-7820	SOCKET, 1" DRIVE, 6 PT, 1-7/16", DEEP LENGTH
08-7930	SOCKET, 1" DRIVE, 8 PT, 1-7/16", DEEP LENGTH
08-8040	SOCKET, 1" DRIVE, 8 PT, 2-1/4", DEEP LENGTH
08-8670	SOCKET, 1" DRIVE, 8 PT, 2-1/8", DEEP LENGTH
08-8820	SOCKET, 1" DRIVE, 6 PT, 1-1/4", DEEP LENGTH

SOCKET, RETAINER



08-6180

SOCKET RETAINER, RUBBER, FOR USE WITH SOCKET AND ADAPTER

SOCKET, TORX



08-2520

SOCKET,TORX, 3/4" DRIVE FOR E-20 AUDITORX BOLTS, #TX-7120

TAPE MEASURE, TRACK INSPECTION



08-5910

TAPE MEASURE 1-1/8 x 25', MAGNETIC TIP, FOR TRACK INSPECTION

TONG TIE, 2 MAN



08-4021

TONG, TIMBER, TWO-MAN, #4-15 1/2" JAW OPENING

TONG, RAIL 2 MAN



08-2050

TONG, RAIL, TWO-MAN, JAW: (MIN 7/8", MAX 3-3/4")

TONG, TIE ALUMINIUM



15-1581

TONG, TIE, TRACK LIGHT- WEIGHT

TONG, TIE CAST ALUMINUM



08-2060

TONG, TIE, ONE-MAN, ALUMINIUM W/ REPLACEABLE TIPS

TONG, TIE REPLACEMENT TIP



08-2070

TIP, REPLACEMENT FOR TIE TONGS

WEDGE, HANDLE FLAT



74-7482 WEDGE, #5 STEEL 1-1/8X15/16X3/16

WEDGE, HANDLE ROUND



74-7502 ROUND WEDGE

WRENCH, FROG SINGLE END



08-2110 WRENCH, TRACK, SE, 1-1/4" BOLT, 48" LONG, 2" NUT WIDTH, 2-1/16" JAW

08-2120 WRENCH, TRACK, SE, 1-3/8 BOLT, 54" LONG, 2-3/16" NUT WIDTH, 2-1/4" JAW

WRENCH, RATCHET ACTION



08-3270 WRENCH, RATCHET ACTION, 1" BOLT, 42" LONG, 1-7/8" JAW

08-4027 WRENCH, RATCHET ACTION, 7/8" BOLT, 36" LONG, 1-1/2" JAW

08-4030 WRENCH, RATCHET ACTION, 1" BOLT, 42" LONG, 1-11/16" JAW



WRENCH, TRACK DOUBLE END

08-2008	WRENCH, TRACK, DE, 7/8" x 1" BOLT, 42" LONG, 1-7/16" & 1-5/8" NUT WIDTH, 1-1/2" & 1-11/16" JAW
08-2010	WRENCH, TRACK, DE, 1-1/8 x 1-1/4" BOLT, 48" LONG, 1-13/16 & 2" NUT WIDTH
08-2011	WRENCH, TRACK, DE, 1-1/4 x 1-3/8" BOLT, 48" LONG, 2" & 2-3/16" NUT WIDTH, 2-1/16" & 2-1/4" JAW
08-2910	WRENCH, TRACK, DE, 1" x 1-1/8" BOLT, 48" LONG, 1-5/8" & 1-13/16" NUT WIDTH



WRENCH, TRACK SINGLE END

08-2080	WRENCH, TRACK, SE, 7/8" BOLT, 1-1/2" NUT WIDTH, 85-LB
08-2090	WRENCH, TRACK, SE, 1" BOLT, 42" LONG, 1-5/8" NUT WIDTH, 1-11/16" JAW
08-2100	WRENCH, FROG, SE, 1-1/8 BOLT, 48" LONG, 1-11/16" NUT WIDTH, 136-LB
08-2360	WRENCH, TRACK, SE, 1-1/8" BOLT, 48" LONG, 1-13/16" NUT WIDTH, 1-7/8" JAW
08-4024	WRENCH, TRACK, SE, 3/4" BOLT x 30" LONG, 1-1/4" NUT WIDTH, 1-5/16" JAW
08-4033	WRENCH TRACK SE 7/8" BOLT, 36" LONG, NUT W/1-7/16" JAW 1-1/2"

BIT, RAIL DRILL TWISTER BLACK



93-BB1000	BIT, 1" TWISTER, BLACK, TRAK-STAR
93-BB1125	BIT, 1-1/8" TWISTER, BLACK, TRAK-STAR
93-BB1180	BIT, 1-3/16" TWISTER, BLACK, TRAK-STAR
93-BB1250	BIT, 1-1/4" TWISTER, BLACK, TRAK-STAR
93-BB1310	BIT, 1-5/16" TWISTER, BLACK, TRAK-STAR
93-BB1375	BIT, 1-3/8" TWISTER, BLACK, TRAK-STAR
93-BB1430	BIT, 1-7/16" TWISTER, BLACK, TRAK-STAR
93-BB1500	BIT, 1-1/2" TWISTER, BLACK, TRAK-STAR

BIT, RAIL DRILL TWISTER CARBIDE



- 93-BC1125 BIT, 1-1/8", TWISTER, CARBIDE TRAK-STAR (RB35 ONLY)
- 93-BC1180 BIT, 1-3/16", TWISTER, CARBIDE TRAK-STAR (RB35 ONLY)
- 93-BC1250 BIT, 1-1/4", TWISTER, CARBIDE TRAK-STAR (RB35 ONLY)
- 93-BC1310 BIT, 1-5/16", TWISTER, CARBIDE TRAK-STAR (RB35 ONLY)
- 93-BC1500 BIT, 1-1/2", TWISTER, CARBIDE TRAK-STAR (RB35 ONLY)



CUTTING FLUID, BOTTLE

- 93-1200 COOLANT BOTTLE WITH HOSE ASSY. #01592



CUTTING FLUID, CONCENTRATED

- 93-1300 CONCENTRATED CUTTING FLUID 4 - 1 GALLON BOTTLES
- 93-1310 CONCENTRATED CUTTING FLUID 5 GALLON PAIL #11743



DRILL, RAIL HOUGEN GAS RB28

- 93-1010 DRILL, RAIL, GAS RAILBOSS KIT 2.5 HP 150 RPM QUILL-FEED RB28

DRILL, RAIL HOUGEN GAS RB35



93-1045

DRILL, RAIL, GAS RAILBOSS RAIL DRILL KIT RB35

DRILL, RAIL HOUGEN HYDRAULIC



93-1040

DRILL, RAIL, KIT HYDRAULIC POWER FEED RAILMASTER RM42

SHOE, COMBO RAIL DRILL HOUGEN



93-S08620

SHOES, COMBO, RE RAIL 100/115/130/132 LB.

SHOE, HEEL BLOCK RAIL DRILL HOUGEN



93-SQ7786

SHOES, 100 LB. SPECIAL, HEEL BLOCK 1/4" OFFSET TRAK-STAR

93-SQ7786

SHOES, 115 LB. SPECIAL, HEEL BLOCK 1/4" OFFSET TRAK-STAR

93-SQ7786

SHOES, 132/136 LB. SPECAIL, HEEL BLOCK 1/4" OFFSET TRAK-STAR

SHOE, RAIL DRILL HOUGEN



93-S080	SHOES, 80/90 LB. (TRAK-STAR DRILL)
93-S085	SHOES, 85 LB. (TRAK-STAR DRILL)
93-S100	SHOES, 100 LB. (TRAK-STAR DRILL)
93-S100RA	SHOES, 100 LB. (TRAK-STAR DRILL)
93-S115	SHOES, 115 LB. (TRAK-STAR DRILL)
93-S130	SHOES, 130 LB. (TRAK-STAR DRILL)
93-S132	SHOES, 132/136/141 LB. (TRAK-STAR DRILL)
93-S90RA	SHOES, 90 LB. (TRAK-STAR DRILL)



BIT, BONDING ONE FLAT

08-2220	BIT, BONDING, 3/8X3/8X3 FLATTED SHANK
---------	---------------------------------------

BIT, BONDING THREE FLATS



99-1265	BIT, BONDING DRILL, 3/8 COBALT, W/3 FLATS (Set of 10)
---------	---



DRILL, BONDING GAS

99-1200 BONDING DRILL, GAS, INCLUDES NEW KNURL KNOB, 5 BITS & 1 LUBE



DRILL, BONDING HOUGEN ELECTRIC

93-1080 DRILL, BONDING, ELECTRIC MODEL, BD17 - 120V

93-1085 BONDING DRILL ELECTRIC BD17-120V TRANSDUCER C/W 85 LB SHOES



DRILL, BONDING HOUGEN GAS

93-1060 DRILL, BONDING, GAS POWERED RAILBOSS RB30

93-2750 BONDING BIT, REPLACEMENT ADAPTOR #05565



BIT, TIMER SCREW

08-4910 BIT FOR FOR 3/4" TIMBER SCREW

CAR STOP



- 08-4290 CAR STOP, RIGHT HAND, HINGED, LOCKING TYPE - 100-LB. RAIL
- 08-4300 CAR STOP, LEFT HAND, HINGED, LOCKING TYPE - 100-LB. RAIL
- 08-9110 CAR STOP, CUSHIONED FOR EXPOSED TRACK (4016-06)

CART



- 08-9090 CART, TOOL & SUPPLY, STEEL BODY, 5" ALUMINUM WHEELS, 5,000-LB. CAPACITY
- 08-9860 CART, TOOL & SUPPLY, STEEL BODY, 8" ALUMINUM WHEELS, 5,000-LB. CAPACITY

DERAIL



- 08-7680 DERAIL, HINGED, RIGHT-HAND THROW, LOW PROFILE, FOR USE W/ 70-110-LB RAIL
- 08-8580 DERAIL PORTABLE, LEFT HAND-LOW PROFILE (70-110-LB. RAIL)
- 08-8690 DERAIL, LOW PROFILE, RIGHT HAND THROW (70-110-LB. RAIL)
- 08-8900 DERAIL, HINGED, LEFT-HAND THROW, LOW PROFILE, FOR USE W/ 70-110-LB RAIL
- 08-8980 DERAIL, HINGED, BIDIRECTIONAL, LOW PROFILE, FOR USE W/ 112-141-LB RAIL
- 08-9230 DERAIL PORTABLE, LOW PROFILE, 80-141-LB. RAIL, PD-6L, L.H.
- 08-9240 DERAIL PORTABLE, LOW PROFILE, 80-141-LB. RAIL, PD-6R, R.H.



FLAG, BLUE W/RAIL CLAMP

44-0001 FLAG, BLUE W/RAIL CLAMP STOP, MEN AT WORK

KIT SPRING FROGS



08-8840 KIT, FOR INSPECTION & MAINTENANCE OF SPRING FROGS

KIT TRACK WELD AUDITING



08-8400 KIT, STRAIGHT EDGE FOR TRACK WELD AUDITING W/CASE (7 POCKET)

PROTECTOR SWITCH POINT



08-8270 SWITCH POINT PROTECTOR, AREMA, 100-LB, 110-LB-

RERAILER



- 08-8410 RERAILER, LEFT, 30-60-LB. RAIL
- 08-8420 RERAILER, RIGHT, 30-60-LB. RAIL
- 08-8515 RERAILER, SWB-OUT, 200 TON, 110-141LB RAIL

BACK PACK BLOWER, GAS



- 99-0600 BACK PAC BLOWER, STIHL BR600

CLIP DRIVER



- 91-5120 CLIP DRIVER, ROSENQVIST CD200

CUP STONE GRINDER, HYDRAULIC



- 91-1140 GRINDER CUP STONE 6" W/ ON/OFF VALVE, MATWELD #04800
- 91-1160 GRINDER CUP STONE 8", HYDRAULIC, MATWELD #00600



DRIVER, SPIKE HYDRAULIC

91-1070 SPIKE DRIVER, HYDRAULIC, MATWELD #08300 (LIGHT DUTY)



FROG GRINDER, HYDRAULIC

91-1110 GRINDER PROFILE FROG, HYDRAULIC, MATWELD #05900



HEAD WASH GRINDER, HYDRAULIC

91-1180 GRINDER, HEAD WASH, HYDRAULIC, MATWELD #09300



IMPACT WRENCH, BATTERY POWERED



96-0020 IMPACT WRENCH KIT, MILWAUKEE, 1/2" W/FRICTION RING, INCL. 2 BATTERIES AND CHARG

96-0025 IMPACT WRENCH KIT, MILWAUKEE, 1", INCL. 2 BATTERIES AND CHARGER



IMPACT WRENCH, GAS

94-0035

IMPACT WRENCH, AIR-MASTER35-N



IMPACT WRENCH, HYDRAULIC

91-1040

IMPACT WRENCH, HYDRAULIC, MATWELD 02500



POWER UNIT, HYDRAULIC

91-1000

POWER UNIT, DUAL CIRCUIT, MATWELD 00100K



POWER UNIT, HYDRAULIC, HOSE

91-1050

HOSE REEL WITH 50' HOSE & MOUNTING BRACKET, MATWELD 02326



PRECISION FROG GRINDER, HYDRAULIC

91-1090 GRINDER. PRECISION FROG, MATWELD #09200SSC



PROFILE GRINDER, HYDRAULIC

91-1100 GRINDER, PROFILE, HYDRAULIC, MATWELD #06000



RAIL DRILL KIT, HYDRAULIC MATWELD

91-1010 DRILL, RAIL KIT, HYDRAULIC MATWELD 03500KIT



RAIL GRIP

91-5170 RAIL GRIP, ROSENQVIST RG3000 STANDARD



ROLLER GRIP

91-5180 ROLLER GRIP, ROSENQVIST RG4800



SAW, CHOP GAS

99-0410 SAW STIHL CUTQUIK TS410 12"

99-0420 SAW STIHL CUTQUIK TS420 14"



SAW, GAS PORTABLE

93-0770 SAW POWER CUTTER, HUSQVARNA GAS MODEL K770 - 12"



SAW, RAIL GAS


93-1020 RAILSAW, HUSQVARNA GAS MODEL K1270RAIL - 16"

93-1025 RAILSAW, HUSQVARNA GAS MODEL K1270RAIL - 14"



SAW, RAIL GAS CLAMP

- 93-1460 CLAMP, RAIL SAW
- 93-1990 CLAMP, RAIL SAW, LARGE RA 10 S #506226612



SAW, RAIL GAS, DRIVE BELT

- 93-2830 DRIVE BELT-SERPENTINE FOR K1270 SAW



SAW, RAIL GAS, FILTER

- 93-1765 PAPER FILTER (AIR) #510244105 - K1270



SAW, RAIL GAS, GUARD

- 93-2570 GUARD BLADE, HUSKY SAW 16" CHROME #506340556
- 93-3720 GUARD BLADE, HUSKY SAW 14" CHROME #506340554



SAW, RAIL HYDRAULIC

91-1020 RAILSAW, HYDRAULIC 16", MATWELD 03900A



SLEEPER LAYER

91-5110 TIE LAYER, ROSENQVIST SL450



SLEEPER REPLACER

91-5100 TIE REPLACER, ROSENQVIST SB60



SPIKE PULLER, HYDRAULIC

91-1080 SPIKE PULLER, HYDRAULIC, MATWELD #01100RM (LIGHT DUTY)

STRAIGHT STONE GRINDER



91-1200

GRINDER, STRAIGHT STONE, MATWELD 04650 W/TRIGGER CW

SURFACE GUIDE GRINDER, HYDRAULIC



91-1130

GRINDER SURFACE GUIDE , HYDRAULIC, MATWELD #00700

TAMPER, TIE HYDRAULIC



91-1060

TIE TAMPER, HYDRAULIC, MATWELD #08200 (LIGHT DUTY)

WEB GRINDER, HYDRAULIC



91-1125

MULTI-PURPOSE GRINDER MATWELD #06950A

WELD SHEAR BLADE SET



91-1710 SHEAR BLADE SET, MATWELD, 115 LB.

WELD SHEAR, HYDRAULIC



91-1025 WELD SHEAR, HAND PUMP, HYDRAULIC, MATWELD #05000

91-1030 WELD SHEAR, POWER, HYDRAULIC, MATWELD 05100A

91-1035 WELD SHEAR, LIGHT WEIGHT, HYDRAULIC, MATWELD 05100B

SPIKE PULLER, BATTERY POWERED



96-0030 BATTERY SPIKE PULLER KIT, SPIKEEASE AND MILWAUKEE IMPACT

HOLDER, CARBIDE BIT



- 08-1645 HOLDER, 1-1/4", FOR RAIL DRILL INSERTS, STANLEY DRILL
- 08-1655 HOLDER, 1-1/8", FOR RAIL DRILL INSERTS, STANLEY DRILL
- 08-3650 HOLDER, 1-1/2", FOR RAIL DRILL INSERTS, STANLEY DRILL
- 08-3660 HOLDER, 1-5/16", FOR RAIL DRILL INSERTS, STANLEY DRILL
- 08-4250 HOLDER, 1-3/16", FOR RAIL DRILL INSERTS, STANLEY DRILL
- 08-4410 HOLDER, 1-1/16", FOR RAIL DRILL INSERTS, STANLEY DRILL

INSERT CARBIDE RAIL DRILL



- 08-3600 BIT, CARBIDE, 10/SET, COMPLETE WITH SCREWS



JACK, TRACK



- 08-2140 JACK, TRACK A5 LOW MODEL, 15 TON, ALUMINUM, 5-1/4" STROKE
- 08-2150 JACK, TRACK, A8 LOW MODEL, 15 TON CAPACITY, 7-3/4" STROKE
- 08-2160 JACK, TRACK, A17 HIGH MODEL, 15 TON CAPACITY, 13" STROKE
- 08-8870 JACK TRACK RATCHET, 10 TON, AL-88, 20-1/2" HEIGHT CAP.



JACK, TRACK HYDRAULIC

08-3000 JACK, TRACK HYDRAULIC, 10 TON HIGH MODEL W/36" HANDLE TJ109LS

PULLER / EXPANDER, RAIL MECHANICAL



08-2830 EXPANDER, RAIL PULLER, MECHANICAL #550A, 1" BOLT

PULLER RAIL



08-2135 RAIL PULLER, 100-141-LB

TONG, FROG 8 TON



08-3280 TONG, FROG, 8 TON MAX.



TONG, RAIL

19-1100 TONG, RAIL, 8 TON, IPS



TONG, RAIL 3 TON "BURRO"

08-2270 TONG, BURRO CRANE RAIL #428-2 ANTI-SLIP. 3 TON



TONG, RAIL 3 TON, FOR TRUCKS

08-2125 TONG, CRANE, LIGHT DUTY, FOR USE W/ TRUCK CRANES, 3 TON CAPACITY



TONG, RAIL LIGHTWEIGHT

19-1140 RAIL TONG, LITTLE DAWG, 3.3 TON, LIGHTWEIGHT

TONG, SKIDDING



08-3350

TONG, SKIDDING, W/ RING ONLY, 24" OPENING, 1" DIAM, 3500-LB CAPACITY

TONG, TIMBER



08-2660

TONG, TIMBER 1500-LB CAPACITY

CABLE GUARD



91-7005

CABLEGUARD, UNDER RAIL CABLE PROTECTOR, VORTOK # 106-0022



MONITORING SYSTEM



91-7015

VERSE MONITORING SYSTEM, RAIL STRESS MANAGEMENT, VORTOK # 112-0007



RAIL CLAMP



91-7020 RAIL CLAMP, INNOVATIVE DESIGN, VORTOK # 106-0036

SAFETY BARRIER



91-7030 SAFETY BARRIER, FIXED DISTANCE, VORTOK # 111-0003

STRESSING ROLLER



91-7025 STRESSING ROLLER (VSR), AVAILABLE ACCORDING TO RAIL FASTENING TYPE

ALIGNMENT, WEDGE RAIL



08-3400 WEDGE, RAIL ALIGNMENT, GRADE B ALLOY, 12" L x 1-1/8" W x 1-3/4" H, W/RUBBER HEAD PF

08-6820 WEDGE, RAIL ALIGNMENT, GRADE B ALLOY, 10" L x 1-1/4" W x 1-3/4" H

BLANKET, WELDING



90-3110 BLANKET, WELDING 3' x 3'

90-3115 BLANKET, WELDING 3' x 6'

CARBON BLOCK



90-2120 BLOCK, CARBON, FLANGEWAY

CHAIR, WELDING ADJUSTABLE



08-2000 CHAIR, WELDERS, TRACK , LEGS & BACK

CHAIR, WELDING W/AIR SPLITTER



90-3710 CHAIR, WELDERS C/W 3 WAY AIR SPLITTER, SHUT-OFF VALVE



CLAMP

- 90-5600 C-CLAMP, MALE CONNECTOR GROUND
- 90-5610 C-CLAMP, FEMALE CONNECTOR GROUND

CUSHION, FOAM



- 99-3700 CUSHION, FOAM, 18 x 32 x 1.5"

ELECTRODE, FROG



- 90-2010 ELECTRODE, FROGBUILD, #570 - 1/4" 40#/BOX
- 90-2030 ELECTRODE, FROGBUILD, #570 - 5/32" 40#/BOX
- 90-2040 ELECTRODE, FROGBUILD #570 - 3/16", 40#/BOX
- 90-3450 ELECTRODE, FROGBUILD #575 - 3/16" 40#/BOX

ELECTRODE, RAIL



- 90-2000 ELECTRODE, RAILBUILD, #540 - 5/32 40#/BOX
- 90-2110 ELECTRODE, RAILBUILD, #540 - 3/16 40#/BOX
- 90-2630 ELECTRODE, RAILBUILD, 540, 1/4", 40-LBS/BOX
- 90-3590 ELECTRODE, RAILBUILD, 1/8 40 LBS. #540-3

ELECTRODE, TRACK-WELD STAINLESS STEEL



90-2080	ELECTRODE, TRACK-WELD, 1/8 DIA. 10 LBS. #900
90-2090	ELECTRODE, TRACK-WELD, 5/32 DIA. 10 LBS. #900
90-2100	ELECTRODE, TRACK-WELD, 3/16 DIA. 10 LBS. #900
90-3460	ELECTRODE, TRACK-WELD, 5/32 DIA. 10 LBS. #910
90-3620	ELECTRODE, TRACK-WELD, 3/16 10 LBS. #910

FAN, VORTEX & ACCESSORIES



19-2180	FAN,VORTEX 12 AXIAL VORTEX 12 AXIAL
---------	-------------------------------------

FEEDER, WIRE



90-3010	FEEDER, WIRE, MILLER ARCREACH 12, C/W GUN, PROFAX
---------	---

GOUGING ROD



90-3180	ROD, CARBON, FLAT (GOUGING 3/8X5/32X12)
---------	---

GUN, ARC AIR



90-3820

GUN, ARC AIR, PROFAX TORCH

GUN, PROFAX



90-3490

GUN, PROFAX C/W MILLER CONNECTION

HEATER, TELEWELD



90-2360

HEATER, TELEWELD, TELE-TW DOUBLE RAIL END

90-2670

HEATER, SINGLE-END, TELE- WELD

JIG, COPPER FROG



90-2610

JIG, COPPER, FROG

JIG, COPPER RAIL-END



90-2600 JIG, COPPER, RAIL-END



LINER, PROFAX;

90-3410 LINER, PROFAX



MAGNETIC, CLAMP



90-5630 GROUND CLAMP, 600 AMP MAGSWITCH



NEEDLE SCALER

90-2150 NEEDLE SCALER

PLATE, COPPER



90-2620

PLATE, COPPER BACKING 24 X4X1/8 FOR SWITCH PT. WL

PLATES, WELDERS RAIL ALIGNMENT



08-3570

ALIGNMENT PLATES (1 EACH RH & LH) FOR THERMITE WELDING

QUICK CONNECT



90-5620

QUICK CONNECT COMBO MALE/FEMALE

SHIELD, WELDING "LITTLE SPARKY"



90-2290

SHIELD, WELDING, LITTLE SPARKY

STRAIGHT EDGE



99-0010 STRAIGHT EDGE, 24", BEVELED 1 SIDE, NON-GRAD.

99-0020 STRAIGHT EDGE, 36", BEVELED 1 SIDE, NON-GRAD.

STRAIGHT EDGE, MAGNETIC



08-6800 STRAIGHT EDGE MAGNET 36" WITH CASE

TENT, THERMITE



08-6020 TENT, THERMITE WELDING, NEW DESIGN C/W 2 CLAMPS

08-6370 HALF SHELL COVER FOR WELDER'S TENT

THERMOMETER, RAIL INFRARED



90-5650 THERMOMETER, HANDHELD INFRARED, -58F TO 1832F, WITH CASE

THERMOMETER, RAIL MANUAL



08-9620

THERMOMETER, SURFACE, FULLY ENCLOSED ULTRA MAGNETIC, -20F TO 160F

TIP CONTACT



90-3390

TIP, CONTACT 5/64 PROFAX

TORCH, TIGER



90-5640

TORCH, TIGER, STRAIGHT END, 28" LONG

UMBRELLA, STAND



08-4650

STAND, SPIKE, FOR USE W/ WELDERS UMBRELLA



UMBRELLA, WELDER

08-4640

UMBRELLA, WELDERS, 7ft C/W STORAGE TUBE AND ONE CLAMP



WIRE, WELDING FROG

90-3440

WELD WIRE, FROGBUILD 5/64" 30LBS. 575W-M-5S



WIRE, WELDING RAIL

90-2130

WELD WIRE RAILBUILD 5/64" 30-LBS. 540W-5S

90-3140

WELD WIRE RAILBUILD, 1/16 30-LBS. 540W, 1/16 DIAMETER



ADZER BIT, ROUND W/TUNGSTEN CARBIDE

65-6700

ADZER BIT, ROUND WITH TUNGSTEN CARBIDE

BROOM ELEMENT, ROUND



85-8500 BROOM ELEMENT, 2" SOLID ROUND, X 18" LONG (10/pkg-250/box)



CLAMP, BROOM ELEMENT

65-6520 DOUBLE BROOM ELEMENT CLAMP-FORGED



Master Inspection Kit Includes

- Heavy Point Frog Gauge
- Check & Finish Frog Gauge
- Heavy Duty String Liner Kit
- Starrett 36" Straight Edge
- Manual Tally Counter
- Inspection Mirror
- Magnetic Thermometer
- Veritas Imperial Taper Gauge
- 2 piece Track Gauge
- Magnetic Railway Tape Measure 25'
- Magnetic Tape Measure 100'
- Head Loss Gauge (85-141 lbs)
- Starrett 270 Taper Gauge
- White Paint Markers
- Yellow Paint Markers
- Heavy Duty, Waterproof, Locking Travelling case with handle
- Metric 71-1005 and Imperial 71-1000



Hougen RB 28 & 35 Drill Kits Include

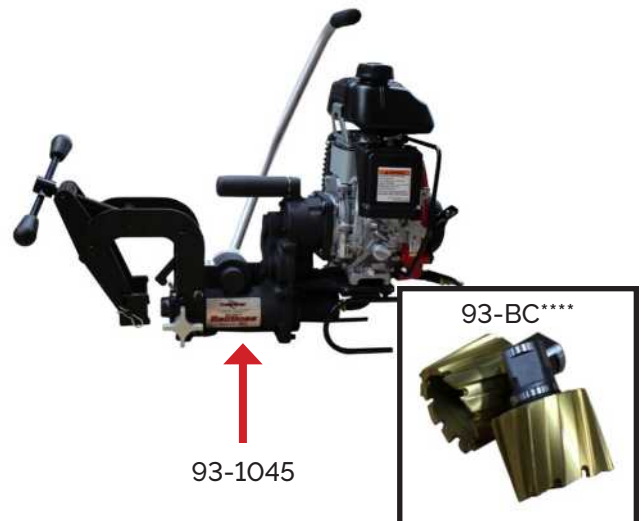
- 1 - Coolant Bottle
- 2 - Cutter Pilots
- 3 - Twister Bits (please specify size)
- 1 - Combination Hole Location Template (100/115/132/136lb. for top of rail)
- 1 - 5 Gallon Pail Cutting Fluid
- 2 - Pair Rail Shoes (please specify size)



RB28 VS. RB35




RB28 (93-1010) is designed to work with Black Twister 150 RPM



RB35 (93-1045) works only with the Carbide Twister 350 RPM

If customer wishes to use Carbide Bits with the RB28, please note that the RPM needs to be higher. Please adjust throttle spring accordingly (See below images)



Note, the RB35 drill runs at 350 RPM for optimal use of the carbide twister bits. The RB28 runs at 150 RPM with Black Twister Bits, if you move the throttle spring your drill will run at 230 RPM.

We recommend using the proper twister bits with the correct drill for optimal lifespan of your cutters.

Matweld Hydraulic Drill Kit Includes

- Holder Arrowhead Insert
- Rail Templates (115lb, 132lb, 136lb)
- Index Bars (115lb, 132lb)
- Arrowhead Bit (1 1/4)
- Arrowhead Bit (1 1/8)



Striking Tools and Drift Pin Protectors



08-5050
HEAD PROTECTOR, RUBBER, LARGE, FOR
USE W/2" DIAM. STRIKING TOOLS



08-5060
HEAD PROTECTOR, RUBBER, MEDIUM,
FOR USE W/ 1-1/2" DIAM. DRIFT PINS



08-5070
HEAD PROTECTOR, RUBBER, SMALL, FOR
USE W/ 1-1/4" DIAM. DRIFT PINS

08-2350 PUNCH, TIE/PLUG GRADE B W/36" HANDLE & RUBBER HD.
09-2030 SPLITTER, NUT, 1-9/16" 10-1/2" LONG
09-2145 SPIKE LIFTER (LH) WITH RUBBER HEAD PROTECTOR C/W HANDLE
09-2160 PUNCH, TRACK ROUND, WITHOUT HANDLE
09-2190 SPIKE LIFTER, RH, HEAD ONLY



08-2350



09-2030



09-2145



09-2160



09-2190

08-2820 PIN, DRIFT 1-1/2X14", 3/8" PT W/RUBBER HD PROT.
08-2810 PIN, DRIFT 1-1/2X19", 3/8" PT W/RUBBER HD. PROT.
09-2090 PIN, DRIFT, 5/8" X 1-3/8" X 19", FOR USE WITH ALL RAIL SECTIONS
09-2080 PIN, DRIFT, 3/8" X 1-3/8" X 19", 100-LB. RAIL & LIGHTER



08-2820



08-2810



09-2090



09-2080

08-4036 PIN, DRIFT 1-1/4X11, 9/16" PT W/RUBBER HD PROT.



08-4036

Track Weld Auditing Kit Includes

- Tread Depth Gauge
- Long Taper Gauge, Black Aluminum
- Taper Gauge, Starrett 270
- Starrett 18" Straight Edge
- Starrett 36" Straight Edge
- Thermite Weld Gauge, Straight Edge
- Flangeway Gauge
- Carrying Case
- P/N 08-8400



Railway Supply Group



100th
Anniversary



**1936 St. Régis
Dorval, Qc, H9P 1H6**