

 **DAVANAC INC.**
Since 1920



100th
Anniversary

M.O.W. CATALOGUE



(514)- 421- 0177

sales@davanac.com

www.davanac.com

ABRASIVES

Page 1 to 4



CONSUMABLES

Page 5 to 12




HAND TOOLS / GAUGES

Page 13 to 32



POWER TOOLS

Page 33 to 42



TRACK TOOLS

Page 43 to 46




WELDING

Page 47 to 54



SPECIALTY

Page 55 to 56



Item	Page
ADZE, TRACK, NO HANDLE	17
ALIGNMENT PLATES (1 EACH RH & LH) FOR THERMITE WELDING	51
APPLICATOR TIE PLUGGING, MANUAL EXTENDED LGTH.	11
BACK PAC BLOWER, STIHL BR600	35
BACK PAC BLOWER, STIHL BR800X	35
BACK-OUT PUNCH, 1/2" PUNCH DIA., W/ HANDLE	27
BACK-OUT PUNCH, 3/4" PUNCH DIA., 5" LONG, W/ HANDLE	27
BACK-OUT PUNCH, 5/8" PUNCH DIA., W/ 16" HANDLE	27
BAR, 7/8 X 48", BRAKE SHOE CHANGE, SNAKE BAR TO PRY BIT	19
BAR, CLAW, #93RH NEW STYLE HIGH LIFT HEEL, #80-E	17
BAR, LINING PINCH POINT, 60" LONG	18
BAR, LINING, DIAMOND POINT, 60"LONG	18
BAR, LINING, WEDGE POINT, 64" LONG	18
BAR, NIPPING	18
BAR, PRY NEEDLE, 1-1/8" X 60"	19
BAR, SLATE, 60"	19
BATTERY LAG INSERTER KIT, LAGEASE AND MILWAUKEE IMPACT	41
BATTERY POWERED WELD SHEAR - INCLUDES DRILL AND BATTERY	41
BATTERY SPIKE PULLER KIT, SPIKEEASE AND MILWAUKEE IMPACT	42
BATTERY TIE DRILL KIT, DRILLEASE AND MILWAUKEE IMPACT	42
BIT, 1", TWISTER, BLACK, TRAK-STAR	33
BIT, 1-1/2", TWISTER, BLACK, TRAK-STAR	33
BIT, 1-1/2", TWISTER, CARBIDE TRAK-STAR	33
BIT, 1-1/4", TWISTER, BLACK, TRAK-STAR	33
BIT, 1-1/4", TWISTER, CARBIDE TRAK-STAR	33
BIT, 1-1/8", TWISTER, BLACK, TRAK-STAR	33
BIT, 1-1/8", TWISTER, CARBIDE TRAK-STAR	33
BIT, 1-3/16", TWISTER, BLACK, TRAK-STAR	33
BIT, 1-3/16", TWISTER, CARBIDE TRAK-STAR	33
BIT, 1-3/8" TWISTER, BLACK, TRAK-STAR	33
BIT, 1-5/16", TWISTER, BLACK, TRAK-STAR	33
BIT, 1-5/16", TWISTER, CARBIDE TRAK-STAR	33
BIT, 1-7/16" TWISTER, BLACK, TRAK-STAR	33
BIT, AUGER 11/16"X17", 7/16" HEX QUICK DISCONNECT SHANK	5
BIT, BONDING DRILL, 3/8 COBALT, W/3 FLATS (Set of 10)	35
BIT, BONDING DRILL, 3/8 COBALT, W/3 FLATS (Set of 10) W/LUBRICANT	35
BIT, BONDING, 3/8X3/8X3 FLATTED SHANK	34
BIT, CARBIDE, 10/SET, COMPLETE WITH SCREWS	8
BIT, TIE BORING 5/8C12" FLUTE 9-3/8", SHANK 1/2", 1 FLAT	5
BIT, TIE BORING, 9/16 X 12-1/8"LG. DOUBLE FLUTE	5
BIT, TIE BORING, 11/16" X 9-5/8" 12-1/8" LG, SINGLE FLUTE	5
BIT, TIE BORING, 11/16" X7 X 9-5/8", DOUBLE FLUTED, 70° DRILL POINT	5
BIT, TORX REG.#TX-70, 5/8" HEX WITH BALL GROOVE	5
BIT, TORX, TX90, FOR 7/8" TORX BOLT	5
BLANKET, WELDING 3' X 3'	47
BLANKET, WELDING 3' X 6'	47
BLOCK, CARBON, FLANGWAY	47
BOLT HOLE CHAMFER KIT: 1" SQ DRIVE QUICK RELEASE CHUCK	3
BONDING BIT, REPLACEMENT ADAPTOR #05565	35
BONDING DRILL ELECTRIC BD17-120V TRANSDUCER C/W 85 LB SHOES AND COOLANT BOTTLE	35
BONDING DRILL KIT, GAS, INCLUDES NEW KNURL KNOB, 10 BITS & 1 LUBE	35
BROOM ELEMENT, 2" SOLID ROUND, X 18" LONG, 250/BOX	6
BROOM, SWITCH 8", W/CHISEL	20
CABLEGUARD, UNDER RAIL CABLE PROTECTOR, VORTOK #106-0022	6
CAR STOP, LEFT HAND, HINGED, LOCKING TYPE - 100-LB. RAIL	43
CAR STOP, RIGHT HAND, HINGED, LOCKING TYPE - 100-LB. RAIL	43
CART, TOOL & SUPPLY, STEEL BODY, 5" ALUMINUM WHEELS, 5,000-LB. CAPACITY	43
CART, TOOL & SUPPLY, STEEL BODY, 8" ALUMINUM WHEELS, 5,000-LB. CAPACITY	43
C-CLAMP, FEMALE CONNECTOR GROUND	48
C-CLAMP, MALE CONNECTOR GROUND	48
CHAIR, WELDERS C/W 3 WAY AIR SPLITTER, SHUT-OFF VALVE	47
CHAIR, WELDERS, TRACK, LEGS & BACK	47
CHISEL, COLD, 7/8" X 8"	20
CHISEL, TRACK, 3/4" X 1-3/8" EYE, HEAD ONLY	21
CHISEL, WELDERS, 3-LB, HEAD ONLY	20
CHISEL, WELDERS, W/ 36" HANDLE	20

Item	Page
CHISEL, WELDER C/W HEAD PROTECTOR, HANDLE SAFETY GRIP	21
CLAMP, RAIL SAW (85-141LB)	39
CLAMP, RAIL SAW, LARGE RA 10S (CRANE RAIL 150-175LB) #506226612	39
CLIP DRIVER, ROSENQVIST CD200	55
COMBINATION ALUMINUM LEVEL AND GAUGE #23, ALDON 4022-03	13
CONCENTRATED CUTTING FLUID 4 - 1 GALLON BOTTLES	33
CONCENTRATED CUTTING FLUID 5 GALLON PAIL #11743	33
COOLANT BOTTLE WITH HOSE ASSY. #01592	33
CUSHION, FOAM, 18 X 32 X 1.5"	48
DEADMAN BRAKE FOR TS-4 / TS-5 / TS-6 #R1664	43
DE-ICER LIQUID, 5 GALLON PAIL, PRICE PER GALLON	6
DERAIL PORTABLE, LEFT HAND-LOW PROFILE (70-110-LB. RAIL)	43
DERAIL PORTABLE, LOW PROFILE, 80-141-LB. RAIL, PD-6L, L.H.	43
DERAIL PORTABLE, LOW PROFILE, 80-141-LB. RAIL, PD-6R, R.H.	43
DERAIL, HINGED, BIDIRECTIONAL, LOW PROFILE, FOR USE W/ 112-141-LB RAIL	43
DERAIL, HINGED, LEFT-HAND THROW, LOW PROFILE, FOR USE W/ 70-110-LB RAIL	43
DERAIL, HINGED, RIGHT-HAND THROW, LOW PROFILE, FOR USE W/ 70-110-LB RAIL	43
DERAIL, LOW PROFILE, RIGHT HAND THROW (70-110-LB. RAIL)	43
DERAIL, PORTABLE, TWO DIRECTION/DOUBLE END THROW, WOOD OR CONCRETE TIES, RATED FOR 10 MPH	43
DOUBLE BROOM ELEMENT CLAMP-FORGED	5
DRIFT PIN, 3/8" X 1-3/8" X 19", 100-LB. RAIL & LIGHTER	26
DRIFT PIN, 5/8" X 1-3/8" X 19", FOR USE WITH ALL RAIL SECTIONS	26
DRIFT PIN, PLUG 1-1/8" X 12", 136-LB. + RAIL	26
DRIFT PIN, PLUG, 1" X 11-1/2", 100/115-LB. RAIL	26
DRIFT PIN, PLUG, 7/8" X 11", 85-LB. RAIL	26
DRILL KIT, RAIL, GAS, RAILBOSS, 2 SPEED, CN	34
DRILL KIT, RAIL, GAS, RAILBOSS, 2 SPEED, CP	34
DRILL, BONDING, ELECTRIC MODEL, BD17-120V-C/W COOLANT BOTTLE, BONDING BIT ADAPTER	35
DRILL, BONDING, GAS POWERED RAILBOSS RB30	35
DRILL, RAIL KIT, HYDRAULIC MATWELD 03500KIT	38
DRILL, RAIL, KIT HYDRAULIC, TRAK-STAR, TWISTER BITS, RM42	33
DRIVE BELT-SERPENTINE FOR K1270 SAW	39
E-CLIP TOOL, PANDROL CLIP INSTALLATION SLIDE HAMMER	28
ELECTRODE, FROGBUILD #575 - 3/16" 40#/BOX ELECTRODE,	48
FROGBUILD, 570, 1/4", 40/BOX	48
ELECTRODE, FROGBUILD, 570, 3/16", 40/BOX	48
ELECTRODE, FROGBUILD, 570, 5/32", 40/BOX	48
ELECTRODE, RAILBUILD, 540, 1/4", 40LBS/BOX	48
ELECTRODE, RAILBUILD, 540, 5/32, 40 LBS/BOX	48
ELECTRODE, RAILBUILD, 540-3, 1/8, 40 LBS/BOX	48
ELECTRODE, RAILBUILD, #540 - 3/16 40#/BOX	48
ELECTRODE, TRACK-WELD, 1/8 DIA. 10 LBS. #900	48
ELECTRODE, TRACK-WELD, 3/16 DIA. 10 LBS. #900	48
ELECTRODE, TRACK-WELD, 3/16 DIA. 10 LBS. #910	48
ELECTRODE, TRACK-WELD, 5/32 DIA. 10 LBS. #900	48
ELECTRODE, TRACK-WELD, 5/32 DIA. 10 LBS. #910	48
EXPANDER, RAIL PULLER, MECHANICAL #550A, 1" BOLT	44
FAN, VORTEX 12 AXIAL VORTEX 12 AXIAL	49
FEEDER, WIRE, MILLER ARCREACH 12, C/W GUN, PROFAX	49
FIBERGLASS ROPE, HD 1.00 (167 FT/BOX)	10
FIRESNAKE, RAIL HEATING, FLAMMABLE GEL, ENCAP. 4 PER PAIL, 48/PALLET	6
FIRESTICK, LIGHTING TOOL FOR FIRESNAKE PRODUCT	6
FLAG, 18X18, BLUE W/RAIL CLAMP STOP, MEN AT WORK	43
FLAG, 18X18, RED W/RAIL CLAMP STOP, MEN AT WORK	43
FLAGGING KIT W/ NYLON RED FLAG AND STAFF	7
FORK, RAIL, FITS 85-141# RAIL, LONG HANDLE, 54" OAL	21
FORK, BALLAST, 10 TINE, FORK WIDTH 9-3/4, AREMA PLAN #22, 30" HANDLE	21
FUSEE, RED, W/SPIKE, 10 MIN, CANADIAN SPEC	7
GAUGE FOR MODIFIED HEAVY POINT FROG	13
GAUGE FOR REGULAR POINT FROG	13
GAUGE ROD, DOUBLE ENDED, INSULATED	14
GAUGE ROD, DOUBLE ENDED, NON-INSULATED	14
GAUGE ROD, SINGLE-END, INSULATED	14
GAUGE ROD, SINGLE-END, NON INSULATED	14
GAUGE SET, 2PC, CONFORMAL, INCLUDES: GAGE FOR 1-9/16" SPREAD	13
GAUGE SET, 3PC, CONFORMAL FOR 1-9/16" SPREAD IRS 725-6-7	13

Item	Page
GAUGE TRACK PIPE CENTER 17 LBS. INSULATED #PG2	15
GAUGE, FROG FLANGWAY FLG100	13
GAUGE, GRINDING, TRACK TOOL CP PLAN X-10-16-223	15
GAUGE, LEVEL BOARD, WOOD, 10 STEPS W/ 5" ELEVATION	16
GAUGE, RAIL & BOLT HOLE 100LB.	14
GAUGE, RAIL & BOLT HOLE 105-LB.	14
GAUGE, RAIL & BOLT HOLE 115-LB.	14
GAUGE, RAIL & BOLT HOLE 127-LB.	14
GAUGE, RAIL & BOLT HOLE 130-LB.	14
GAUGE, RAIL & BOLT HOLE 132-LB.	14
GAUGE, RAIL & BOLT HOLE 136-LB.	14
GAUGE, RAIL & BOLT HOLE 85-LB.	14
GAUGE, RAIL HEAD WEAR, IMPERIAL SCALE, 85-141 LBS, DIAL CONCEPT	14
GAUGE, RAIL HEAD WEAR, METRIC SCALE, 85-141 LBS, DIAL CONCEPT	14
GAUGE, RAIL TAPER, 1/8" - 1"	14
GAUGE, TAPER, IMPERIAL - 1/64 GRADUATION	17
GAUGE, TAPER, METRIC - 00.2MM GRADUATION	17
GAUGE, TAPER, STARRETT 270, 0.01" -150" .001" GRAD	17
GAUGE, TRACK INSPECTION, RCA-1435, ONE PIECE, IMPERIAL W/BAG	14
GAUGE, TRACK INSPECTION, RCA-1435, ONE PIECE, METRIC W/BAG	14
GAUGE, TRACK INSPECTION, RCA-T-1435, TWO PIECE, IMPERIAL	15
GAUGE, TRACK, ALUMINUM #3 1 PC. (56-1/2" LG)	15
GAUGE, TRACK-WOOD CENTER #5, FLN #126CR	15
GLOVE, COLDWORK PEAK, LG, CWKPK-58-010	7
GLOVE, COLDWORK PEAK, MD, CWKPK-58-009	7
GLOVE, COLDWORK PEAK, XL, CWKPK-58-011	7
GLOVE, COLDWORK PEAK, XXL, CWKPK-58-012	7
GLOVE, DURAHIDE LEATHER, HEAVY DUTY, TAN/BLACK, L, CG40-75-010	7
GLOVE, DURAHIDE LEATHER, HEAVY DUTY, TAN/BLACK, M, CG40-75-009	7
GLOVE, DURAHIDE LEATHER, HEAVY DUTY, TAN/BLACK, XL, CG40-75-011	7
GLOVE, FASTFIT, BLACK, L, MFF-05-010	7
GLOVE, FASTFIT, BLACK, M, MFF-05-009	7
GLOVE, FASTFIT, BLACK, XL, MFF-05-011	7
GLOVE, FASTFIT, ORANGE, XL, MFF-09-011	7
GLOVE, MATERIAL4X, TAN/BLACK, L, MG4X-75-010	8
GLOVE, MATERIAL4X, TAN/BLACK, M, MG4X-75-009	8
GLOVE, MATERIAL4X, TAN/BLACK, XL, MG4X-75-011	8
GLOVE, M-PACT, BLACK/GREY, L, MPT-58-010	8
GLOVE, M-PACT, BLACK/GREY, M, MPT-58-009	8
GLOVE, M-PACT, BLACK/GREY, XL, MPT-58-011	8
GLOVE, ORIGINAL, BLACK, L, MG-05-010	8
GLOVE, ORIGINAL, BLACK, M, MG-05-009	8
GLOVE, ORIGINAL, BLACK, XL, MG-05-011	8
GLOVE,M-PACT,BLACK/GREY,XXL,MPT58-012	8
GRINDER CUP STONE 8", HYDRAULIC, MATWELD #00600	36
GRINDER CUP STONE 6" W/ ON/OFF VALVE, MATWELD #04800	36
GRINDER PROFILE FROG, HYDRAULIC, MATWELD #05900	36
GRINDER SURFACE GUIDE , HYDRAULIC, MATWELD #00700	40
GRINDER, HEAD WASH, HYDRAULIC, MATWELD #09300	36
GRINDER, PROFILE, HYDRAULIC, MATWELD #06000	38
GRINDER, STRAIGHT STONE, MATWELD 04650 W/TRIGGER CW	40
GRINDER. PRECISION FROG, MATWELD #09200SSC	37
GROUND CLAMP, 600 AMP MAGSWITCH	50
GUARD BLADE, HUSKY SAW 14" CHROME #506340554	39
GUARD BLADE, HUSKY SAW 16" CHROME #506340556	39
GUN, ARC AIR, PROFAX TORCH	49
GUN, PROFAX C/W MILLER CONNECTION	49
HALF SHELL COVER FOR WELDER'S TENT	52
HAMMER, SLEDGE (WARWOOD) W/36" HANDLE 10-LB. & SAFETY GRIP	22
HAMMER, SLEDGE 12-LB. C/W FIBREGLASS HANDLE	22
HANDLE REMOVAL TOOL, HYDRAULIC	22
HANDLE REMOVAL TOOL, MANUAL	22
HANDLE, 36" for TRACK CHISEL,NUT SPLITTER, TIE PLUG PUNCH, HOT CUTTER	23
HANDLE, ADZE 34" AR GRADE RAILROAD #101-344	22
HANDLE, PICK, 36"	23
HANDLE, SLEDGE/MAUL 36" W/SAFETY GRIP, SLOTTED EYE (WARWOOD)	22

Item	Page
HANDLE, SPIKE MAUL/SLEDGE/SPIKE LIFTER, 36" WITH SAFETY GRIP, (O/S)-24/BX	23
HANDLE, WAXED 36" MAUL/SLEDGE/SPIKE LIFTER, c/w SAFETY GRIP & ROUND WEDGE (24/BOX)	23
HEAD PROTECTOR, RUBBER, LARGE, FOR USE W/ 2" DIAM. STRIKING TOOLS	24
HEAD PROTECTOR, RUBBER, MEDIUM, FOR USE W/ 1-1/2" DIAM. DRIFT PINS	24
HEAD PROTECTOR, RUBBER, SMALL, FOR USE W/ 1-1/4" DIAM. DRIFT PINS	24
HEATER, SINGLE-END, TELE- WELD	50
HEATER, TELEWELD, TELE-TW DOUBLE RAIL END	50
HOLDER, 1-1/16", FOR RAIL DRILL INSERTS, STANLEY DRILL	8
HOLDER, 1-1/2", FOR RAIL DRILL INSERTS, STANLEY DRILL	8
HOLDER, 1-1/4", FOR RAIL DRILL INSERTS, STANLEY DRILL	8
HOLDER, 1-1/8", FOR RAIL DRILL INSERTS, STANLEY DRILL	8
HOLDER, 1-3/16", FOR RAIL DRILL INSERTS, STANLEY DRILL	8
HOLDER, 1-5/16", FOR RAIL DRILL INSERTS, STANLEY DRILL	8
HOLDER, PUNCH AND CHISEL, 6"	24
HOLDER, SWITCH BROOM, ORANGE	20
HOOK, PACKING, TIE PLATE, 24" LONG WITH 12" TAPER	24
HOSE REEL WITH 50' HOSE & MOUNTING BRACKET, MATWELD 02326	37
IMPACT ADAPTER, 1" DRIVE, 4 PT, TWO SIDED FEMALE	29
IMPACT WRENCH KIT, MILWAUKEE, 1", INCL. 2 BATTERIES AND CHARGER	41
IMPACT WRENCH KIT, MILWAUKEE, 1/2" W/FRICTION RING, INCL. 1 BATTERY AND CHARGER	41
IMPACT WRENCH, GAS, AIR-MASTER35-N	37
IMPACT WRENCH, HIGH TORQUE, M18 FUEL 1" D-HANDLE, MILWAUKEE KIT	41
IMPACT WRENCH, HYDRAULIC, MATWELD 02500	37
IMPACT WRENCH/DRILL 1/2", HYDRAULIC, MATWELD #04500D	36
JACK TRACK RATCHET, 10 TON, AL-88, 20-1/2" HEIGHT CAP.	43
JACK, TRACK A5 LOW MODEL, 15 TON, ALUMINUM, 5-1/4" STROKE	43
JACK, TRACK HYDRAULIC, 10 TON HIGH MODEL W/36" HANDLE TJ109LS	44
JACK, TRACK, A17 HIGH MODEL, 15 TON CAPACITY, 13" STROKE	43
JACK, TRACK, A8 LOW MODEL, 15 TON CAPACITY, 7-3/4" STROKE	43
JIG, COPPER, FROG	50
JIG, COPPER, RAIL-END	50
KIT, 10X BULLNOSE WHEEL C/W ADAPTER	3
KIT, FOR INSPECTION & MAINTENANCE OF SPRING FROGS	44
KIT, PROTECTOR FOR SPIKE LIFTER W/TIE WRAP (GUARD ONLY)	25
KIT, STRAIGHT EDGE FOR TRACK WELD AUDITING W/CASE (7 POCKET)	16
LEGGING, SPRING STEEL INSERT, LEATHER, NO SEAM W/ SHIN PAD, 2 PADS PER PACK	9
LEGGING, XL, SPRING STEEL INSERT, LEATHER, NO SEAM W/ EXTRA FLAP, 2 PADS PER PACK	9
LEVEL AND GAUGE BOARD, ALUMINUM, #14-AL FLN #12690	16
LINER, PROFAX, 15' - 5/64	50
LINING BAR, PINCH PT. 26-LB. 66" LONG	18
LINING BAR, WEDGE POINT 18-LB. #32, 60" OVERALL LENGTH	18
LUBRICANT, #1 DRY FILM SLIP-PLATE, HEAVY DUTY, GRAPHITE, GALLON	9
LUBRICANT, #3 DRY FILM SLIP-PLATE, GRAPHITE, GALLON	9
LUBRICANT, #8 DRY FILM SLIP-PLATE, GRAPHITE, GALLON	9
MARKER, SOLID WHITE PAINT	10
MARKER, SOLID YELLOW PAINT	10
MARKER, VALVE ACTION, FLUORESCENT GREEN PAINT	10
MARKER, VALVE ACTION, FLUORESCENT PINK PAINT	10
MARKER, VALVE ACTION, GREEN PAINT	10
MARKER, VALVE ACTION, RED PAINT	10
MARKER, VALVE ACTION, WHITE PAINT	10
MARKER, VALVE ACTION, YELLOW PAINT	10
MASTER INSPECTION KIT (RWG IMPERIAL)	16
MASTER INSPECTION KIT (RWG METRIC)	16
MAUL, SPIKE, 10-LB, ASYMMETRICAL	25
MAUL, SPIKE, 10-LB, ASYMMETRICAL, W/36" HANDLE AND SAFETY GRIP	25
NEEDLE BAR (PICK) 3/4 X 60"	18
NEEDLE SCALER	51
NUT SPLITTER, 3/4" X 1-3/8" EYE, HEAD ONLY	20
PANPULLER, PANDROL CLIPS FOR CONCRETE TIES	26
PANPULLER, PANDROL CLIPS FOR WOOD TIES	26
PAPER FILTER (AIR) #510244105 - COMPATIBLE W/ K1260/70	39
PICK, CLAY, SINGLE POINT, HEAD ONLY	26
PICK, ICE, DOUBLE POINT	26
PICK, V-TAMPING CARBON 8# #2T #02000	26
PIN, DRIFT 1-1/2X14", 3/8" PT W/RUBBER HD PROT.	27

Item	Page
PIN, DRIFT 1-1/2X19", 3/8" PT W/RUBBER HD. PROT.	27
PIN, DRIFT 1-1/4X11, 9/16" PT W/RUBBER HD PROT.	27
PINCH BAR, 1 X 48"	19
PINCH BAR, 7/8 X 48"	19
PLATE, COPPER BACKING 24 X4X1/8 FOR SWITCH PT. WL	51
POWER UNIT, DUAL CIRCUIT, MATWELD 00100K	37
PULLER, SPIKE, 4-BALL #56 AREMA	27
PULLER, SPIKE, 4-BALL, W/ LONG HANDLE	27
PUNCH, TIE PLUG, 3/4" X 1-3/8" EYE, HEAD ONLY	27
PUNCH, TIE PLUG, W/ 36" HANDLE, SAFETY GRIP AND HEAD PROTECTOR	28
PUNCH, TRACK, ROUND, 3/4" X 1-3/8" EYE, HEAD ONLY	27
QUICK CONNECT COMBO MALE/FEMALE	51
RAIL CLAMP JOINT KIT, 115RE RAIL, CW/ 2 RAIL CLAMPS, 2 MODIFIED JOINT BARS, VORTOK #106-003	55
RAIL CLAMP JOINT KIT, 115RE RAIL, CW/ 4 RAIL CLAMPS, VORTOK #106-0037	55
RAIL GRIP, ROSENQVIST RG3000 STANDARD	45
RAIL PULLER, 100-141-LB	44
RAILSAW, REVERSING, HYDRAULIC 16", MATWELD 03900A	39
RAKE, ROAD/STONE, 16 TINE WITH 66" HANDLE #18-806	28
RERAILER, LEFT, 30-60-LB. RAIL	45
RERAILER, RIGHT, 30-60-LB. RAIL	45
RERAILER, SWB-OUT, 200 TON, 110-141LB RAIL	45
ROD, CARBON, FLAT (GOUGING 3/8X5/32X12)	49
ROLLER GRIP, ROSENQVIST RG4800	45
ROPE, FIBERGLASS FR4HD1-00, 150 FT/BOX	10
ROUND WEDGE	24
SAFETY BARRIER, TELESCOPIC, VORTOK #111-0001	55
SAW POWER CUTTER, HUSQVARNA GAS MODEL K770 - 12"	38
SAW POWER CUTTER, HUSQVARNA GAS MODEL K770 - 14"	38
SAW STIHL CUTQUIK TS410 12"	38
SAW STIHL CUTQUIK TS420 14"	38
SAW, RAIL, C/W CLAMP - 16", HUSQVARNA GAS MODEL K1270RAIL	38
SCREW, TIMBER 3/4-4 x 12" TORX SQUARE WASHER HEAD (50/BOX)	10
SCREW, TIMBER, 5/8-5X12", TORX SQUARE WASHER HEAD (75/BOX)	10
SELF-LOCKING NUT, THU 1"- GR 8, CLEAR ZINC LANTHANE	9
SELF-LOCKING NUT, THU 1-1/4"- GR 8, CLEAR ZINC LANTHANE	9
SELF-LOCKING NUT, THU 1-1/8"- GR 8, CLEAR ZINC LANTHANE	9
SELF-LOCKING NUT, THU 1-3/8"- GR 8, CLEAR ZINC LANTHANE	9
SHEAR BLADE SET, MATWELD, 115 LB.	41
SHEAR BLADE SET, MATWELD, 132/136 LB.	41
SHIELD, WELDING, LITTLE SPARKY	51
SHIN GUARD, CATCHER	10
SHOES, 100 LB. RE PROFILE (TRAK-STAR DRILL)	34
SHOES, 100 LB. SPECIAL, HEEL BLOCK 1/4" OFFSET TRAK-STAR	34
SHOES, 100 LBS., RA PROFILE (TRAK-STAR DRILL)	34
SHOES, 115 LB. (TRAK-STAR DRILL)	34
SHOES, 115 LB. SPECIAL, HEEL BLOCK 1/4" OFFSET TRAK-STAR	34
SHOES, 130 LB. (TRAK-STAR DRILL)	34
SHOES, 132/136 LB. SPECAIL, HEEL BLOCK 1/4" OFFSET TRAK-STAR	34
SHOES, 132/136/141 LB. (TRAK-STAR DRILL)	34
SHOES, 80/90 LB. (TRAK-STAR DRILL)	34
SHOES, 85 LB. (TRAK-STAR DRILL)	34
SHOES, 90 LB. (TRAK-STAR DRILL)	34
SHOES, COMBO, RE RAIL 100/115/130/132 LB.	34
SHOVEL, SNOW, SQUARE, 36" STEEL HANDLE	28
SHOVEL, SPADE, ROUND FOOT TREAD, 29" D-HANDLE	28
SHOVEL, TIE CREW	28
SHOVEL, TRACK SQUARE MOUTH. LONG HANDLE 34-3/4"	28
SHOVEL, TRACK, ROUND PT. 48" HDL.	28
SHOVEL, TRACK, SQUARE FOOT, 26" HANDLE	28
SIGNS, ALL TYPES OF SIGNS, CALL FOR INFO	10
SLEDGE HAMMER, 8-LB, W/ 36" HANDLE AND SAFETY GRIP	22
SLEDGE HAMMER, DOUBLE FACED, 10-LB, HEAD ONLY	21
SLEDGE HAMMER, DOUBLE FACED, 10-LB, W/ 36" HANDLE & SAFETY GRIP	22
SLEDGE HAMMER, DOUBLE FACED, 12-LB, HEAD ONLY	21
SLEDGE HAMMER, DOUBLE FACED, 12-LB, W/ 36" HANDLE	22
SLEDGE HAMMER, DOUBLE FACED, 16-LB, HEAD ONLY	21

Item	Page
SLEDGE HAMMER, DOUBLE FACED, 8-LB, HEAD ONLY	21
SOCKET RETAINER, RUBBER, FOR USE WITH SOCKET AND ADAPTER	30
SOCKET, 1" DRIVE, 6 PT, 1-1/2", DEEP LENGTH	30
SOCKET, 1" DRIVE, 6 PT, 1-1/4", DEEP LENGTH	30
SOCKET, 1" DRIVE, 6 PT, 1-1/8"	30
SOCKET, 1" DRIVE, 6 PT, 1-13/16", DEEP LENGTH	30
SOCKET, 1" DRIVE, 6 PT, 1-7/16", DEEP LENGTH	30
SOCKET, 1" DRIVE, 6 PT, 1-7/8"	30
SOCKET, 1" DRIVE, 6 PT, 2", DEEP LENGTH	30
SOCKET, 1" DRIVE, 6 PT, 2-1/8", DEEP LENGTH	30
SOCKET, 1" DRIVE, 6 PT, 2-3/16", DEEP LENGTH	30
SOCKET, 1" DRIVE, 8 PT, 1-1/2",	30
SOCKET, 1" DRIVE, 8 PT, 1-1/2", DEEP LENGTH	30
SOCKET, 1" DRIVE, 8 PT, 1-11/16", DEEP LENGTH	30
SOCKET, 1" DRIVE, 8 PT, 1-13/16", DEEP LENGTH	30
SOCKET, 1" DRIVE, 8 PT, 1-3/4", DEEP LENGTH	30
SOCKET, 1" DRIVE, 8 PT, 1-3/8"	30
SOCKET, 1" DRIVE, 8 PT, 1-5/16"	30
SOCKET, 1" DRIVE, 8 PT, 1-5/8", DEEP LENGTH	30
SOCKET, 1" DRIVE, 8 PT, 1-7/16", DEEP LENGTH	30
SOCKET, 1" DRIVE, 8 PT, 1-7/8", DEEP LENGTH	30
SOCKET, 1" DRIVE, 8 PT, 2", DEEP LENGTH	30
SOCKET, 1" DRIVE, 8 PT, 2-1/4", DEEP LENGTH	30
SOCKET, 1" DRIVE, 8 PT, 2-1/8", DEEP LENGTH	30
SOCKET, 1" DRIVE, 8 PT, 2-3/16", DEEP LENGTH	30
SOCKET, 1" DRIVE, SPECIAL 1-1/8X 7/8" RECTANGULAR F/SCREW SPIKE	30
SOCKET, ADAPTER, 1" DR. TIMBER SCREW, 5/8" HEX INSERT BIT, USE WITH 08-2240	29
SOCKET, ADAPTER, 3/4" DRIVE FOR 7/8" HEX BIT RP-728	29
SOCKET, TORX, 3/4" DRIVE FOR E-20 AUDITORX BOLTS, #TX-7120	30
SPEEDLINER KIT FOR CURVE ALIGNMENT COMPLETE WITH CARRY CASE	16
SPIKE DRIVER, HYDRAULIC, STANLEY, LONG HANDLE, SD67141	40
SPIKE LIFTER, TRACK, LEFT HAND, 1" X 1-3/8" EYE, HEAD ONLY	24
SPIKE LIFTER, TRACK, LEFT HAND, W/ 36" HANDLE	25
SPIKE LIFTER, TRACK, LEFT HAND, W/ 36" HANDLE AND RUBBER HEAD PROTECTOR	25
SPIKE LIFTER, TRACK, RIGHT HAND, HEAD ONLY	24
SPIKE LIFTER, TRACK, RIGHT HAND, W/ 36" HANDLE AND RUBBER HEAD PROTECTOR	25
SPIKE LIFTER, TRACK, RIGHT HAND, W/ 36" HANDLE AND SAFETY GRIP	25
SPIKE MAUL, 10-LB, 1" X 1-5/8" EYE, SYMMETRICAL, HEAD ONLY	25
SPIKE PULLER, HYDRAULIC, MATWELD #01100RM (LIGHT DUTY)	40
STAND, SPIKE, FOR USE W/ WELDERS UMBRELLA	53
STRAIGHT EDGE MAGNET 36" WITH CASE	52
STRAIGHT EDGE, 24", BEVELED 1 SIDE, NON-GRAD.	52
STRAIGHT EDGE, 36", BEVELED 1 SIDE, NON-GRAD.	52
STRESSING ROLLER (VSR), AVAILABLE ACCORDING TO RAIL FASTENING TYPE	56
STRINGLINE RAIL CURVE MEASURING TOOL	17
SWITCH POINT PROTECTOR, AREMA, 100-LB - 110-LB, ARA -A	44
TAG LINE, COMPLETE W/ 25' OF POLY ROPE	45
TAG, IDENTIFY, THERMITE WELDING, ANODIZED ALUM., SERIALIZED	11
TAG, IDENTITY CWR STRING LAYING 6.5X1.5" 025" TK	11
TAG, IDENTITY, THERMITE ANODIZED ALUM. 6.5X1.5"	11
TAMPING BAR, SPEAR END, 68" LONG	19
TAPE MEASURE 1-1/8 X 25', MAGNETIC TIP, FOR TRACK INSPECTION	31
TENT, THERMITE WELDING, NEW DESIGN C/W 2 CLAMPS	52
THERMOMETER, HANDHELD INFRARED, -58F TO 1832F, WITH CASE	52
THERMOMETER, RAIL, SURFACE, FULLY ENCLOSED ULTRA MAGNETIC, -20F TO 160F	52
TIE LAYER, ROSENQVIST SL450	55
TIE PADS, ALL TYPES OF TIE PADS, CALL FOR INFO	11
TIE PLUGGING COMPOUND (ENCORE), DUAL CARTRIDGE (12 X 600ML/BOX)	12
TIE PLUGGING COMPOUND (ENCORE), DUAL CARTRIDGE (6 X 1500ML/BOX)	12
TIE PLUGGING COMPOUND, PART A, 5 GAL. CONTAINERS	12
TIE PLUGGING COMPOUND, PART B, 5 GAL. CONTAINERS	12
TIE PLUGGING, APPLICATOR, ENCORE, BATTERY, (1500ML)	11
TIE PLUGGING, APPLICATOR, EXTENDED LENGTH POWERED 18V - (600 ML)	11
TIE REPLACER, ROSENQVIST SB60	56
TIE TAMPER, HYDRAULIC, STANLEY, 10 GPM, TT46233	40
TIP, CONTACT 5/64 PROFAX	53

Item	Page
TIP, REPLACEMENT FOR TIE TONGS	32
TONG, BURRO CRANE RAIL #428-2 ANTI-SLIP. 3 TON	46
TONG, CRANE, LIGHT DUTY, FOR USE W/ TRUCK CRANES, 3 TON CAPACITY	46
TONG, FROG, 8 TON MAX. TAGGED	45
TONG, RAIL, 8 TON, IPS	46
TONG, RAIL, TWO-MAN, JAW: (MIN 7/8", MAX 3-3/4")	31
TONG, SKIDDING, W/ RING ONLY, 24" OPENING, 1" DIAM, 3500-LB CAPACITY	46
TONG, TIE, ONE-MAN, ALUMINIUM W/ REPLACEABLE TIPS	31
TONG, TIE, TRACK LIGHT- WEIGHT	31
TONG, TIMBER 1500-LB CAPACITY	46
TONG, TIMBER, TWO-MAN, #4-15 1/2" JAW OPENING	31
TORCH, TIGER, STRAIGHT END, 28" LONG	53
TRACK ELEVATION BOARD, WOOD WITH CUT-OUT HANDLE, BLACK/WHITE	13
TRACK PUNCH, ROUND, W/ 36" HANDLE, SAFETY GRIP AND HEAD PROTECTOR	27
UMBRELLA, WELDERS, 7FT C/W STORAGE TUBE AND ONE CLAMP	53
VERSE MONITORING SYSTEM, RAIL STRESS MANAGEMENT, VORTOK #112-0007	55
WEDGE, #5 STEEL 1-1/8X15/16X3/16	23
WEDGE, RAIL ALIGNMENT, GRADE B ALLOY, 10"LX 1-1/4" W X 1-3/4"H	47
WEDGE,RAIL ALIGNMENT,GRADE B ALLOY,12"L X 1-1/8"W X 1-3/4"H, W/RUBBER HEAD PROT	47
WELD SHEAR, HAND PUMP, HYDRAULIC, MATWELD #05000	41
WELD SHEAR, LIGHT WEIGHT, HYDRAULIC, MATWELD #05100B	41
WELD SHEAR, POWER, HYDRAULIC, MATWELD #05100A	41
WELD WIRE RAILBUILD 5/64" 30-LBS. 540W-5S	54
WELD WIRE, FROGBUILD 5/64" 30LBS. 575W-M-5S	53
WHEEL 8X1X1 ABRASIVE, GW (6,000 RPM)	2
WHEEL, 10X1-1/2X6, TYPE 35 FN 4232 (MC3)	1
WHEEL, 10X1-1/4X1 REC 1/S 6X1/2 (MC3)	1
WHEEL, 2X3X5/8-11 BULLNOSE (T-18R) AZ-20	3
WHEEL, 5/3-3/4X2X5/8-11 RPM 7260	1
WHEEL, 6/4-13/16X2X5/8-11 (6,000 RPM)	2
WHEEL, 6X1X5/8 4NZ14S	2
WHEEL, 6X2-3/4X5/8-11 (6,000 RPM) (MP-12)	2
WHEEL, 6X2X5/8-11	2
WHEEL, 8X1X5/8 4NZ1634-Q5BS-X348	2
WHEEL, 8X2-3/8X4	3
WHEEL, 8X2X1 ABRASIVE, GW (HEAD WASH)	2
WHEEL, 8X3/4X5/8	2
WHEEL, 8X5/32X5/8	3
WHEEL, CUT-OFF, 14X1/8X1 A48 RAILCUT (5,400 RPM) (10/BOX)	1
WHEEL, CUT-OFF, 16X1/8X1 A48 RAILCUT (4,800 RPM) (10/BOX)	1
WHEEL, CUT-OFF, 26X7/32X1-3/4	1
WHEEL, CUT-OFF, NORZON III FASTCUT, 14X1/8X1	1
WHEEL, CUT-OFF, NORZON III FASTCUT, 16X1/8X1	1
WHEEL, SLOTTING, 12"X1/8X1"/20MM (6,360 RPM)	3
WHEEL, SLOTTING, 14"X1/8X1"/20MM	3
WHEEL, WEB GRINDING, 12X1/4X20MM SLOTTING (STEEL ARBOR)	4
WHEEL, WEB GRINDING, 12X1/4X20MM, 24Q (6,400 RPM)	4
WIRE CUP BRUSH KNOTTED .020 3X5/8-11	4
WRENCH TRACK SE 7/8" BOLT, 36" LONG, NUT W/1-7/16" JAW 1-1/2"	32
WRENCH, FROG, SE, 1-1/4" BOLT, 48" LONG, 2" NUT WIDTH, 2-1/16" JAW	32
WRENCH, FROG, SE, 1-3/8 BOLT, 54" LONG, 2-3/16" NUT WIDTH, 2-1/4" JAW	32
WRENCH, RATCHET ACTION, 1" BOLT, 42" LONG, 1-11/16" JAW	32
WRENCH, RATCHET ACTION, 1-1/8" BOLT, 42" LONG, 1-7/8" JAW	32
WRENCH, RATCHET ACTION, 7/8" BOLT, 36" LONG, 1-1/2" JAW	32
WRENCH, TRACK, DE, 1"X1-1/8" BOLT, 48" LONG, 1-5/8" & 1-13/16" NUT WIDTH	32
WRENCH, TRACK, DE, 1-1/8 X 1-1/4" BOLT, 48" LONG, 1-13/16 & 2" NUT WIDTH	32
WRENCH, TRACK, SE, 3/4" BOLT X 30" LONG, 1-1/4" NUT WIDTH, 1-5/16" JAW	32
WRENCH, TRACK, SE, 1" BOLT, 42" LONG, 1-5/8" NUT WIDTH, 1-11/16" JAW	32
WRENCH, TRACK, SE, 1-1/8 BOLT, 48" LONG, 1-11/16" NUT WIDTH, 1-3/4" JAW	32
WRENCH, TRACK, SE, 1-1/8" BOLT, 48" LONG, 1-13/16" NUT WIDTH, 1-7/8" JAW	32
WRENCH, TRACK, SE, 7/8" BOLT, 1-1/2" NUT WIDTH, 85-LB	32
WRENCH,TRACK,DE,1-1/4X1-3/8"BOLT,48"LONG,2"&2-3/16"NUT WIDTH,2-1/16"&2-1/4"JAW	32
WRENCH,TRACK,DE,7/8"X1"BOLT,42"LONG,1-7/16"&1-5/8"NUT WIDTH,1-1/2"&1-11/16"JAW	32

CUT-OFF WHEEL



Part No.	Description
27-1000	WHEEL, CUT-OFF, NORZON III FASTCUT, 14X1/8X1
27-1010	WHEEL, CUT-OFF, NORZON III FASTCUT, 16X1/8X1
27-1900	WHEEL, CUT-OFF, 14X1/8X1 A48 RAILCUT (5,400 RPM) (10/BOX)
27-1950	WHEEL, CUT-OFF, 16X1/8X1 A48 RAILCUT (4,800 RPM) (10/BOX)

CUT-OFF WHEEL BEAR SAW



Part No.	Description
27-1180	WHEEL, CUT-OFF, 26X7/32X1-3/4

GRINDING WHEEL 10" (Turnout Grinder Special)



Part No.	Description
27-1830	WHEEL, 10X1-1/2X6, TYPE 35 FN 4232 (MC3)

GRINDING WHEEL 10" (Turnout Grinder)



Part No.	Description
27-1690	WHEEL, 10X1-1/4X1 REC 1/S 6X1/2 (MC3)

GRINDING WHEEL 5" CUP



Part No.	Description
27-1120	WHEEL, 5/3-3/4X2X5/8-11 RPM 7260

GRINDING WHEEL 6"



Part No.	Description
27-1750	WHEEL, 6X1X5/8 4NZ14S

GRINDING WHEEL 6" (Profile Grinder)



Part No.	Description
27-1030	WHEEL, 6X2-3/4X5/8-11 (6,000 RPM) (MP-12)
27-1140	WHEEL, 6X2X5/8-11

GRINDING WHEEL 6" CUP



Part No.	Description
27-1130	WHEEL, 6/4-13/16X2X5/8-11 (6,000 RPM)

GRINDING WHEEL 8" (Head Wash)



Part No.	Description
27-1060	WHEEL, 8X2X1 ABRASIVE, GW (HEAD WASH)

GRINDING WHEEL 8"



Part No.	Description
27-1020	WHEEL, 8X1X5/8 4NZ1634-Q5BS-X348
27-1040	WHEEL, 8X3/4X5/8
27-1050	WHEEL 8X1X1 ABRASIVE, GW (6,000 RPM)

GRINDING WHEEL 8" (Profile Grinder)



Part No.	Description
27-1100	WHEEL, 8X2-3/8X4

GRINDING WHEEL BULLNOSE



Part No.	Description
27-1710	WHEEL, 2X3X5/8-11 BULLNOSE (T-18R) AZ-20

GRINDING WHEEL BULLNOSE KIT



Part No.	Description
27-1712K	KIT, 10X BULLNOSE WHEEL C/W ADAPTER

KIT, BOLT HOLE



Part No.	Description
08-7730	BOLT HOLE CHAMFER KIT: 1" SQ DRIVE QUICK RELEASE CHUCK

SLOTTING WHEEL



Part No.	Description
27-1070	WHEEL, SLOTTING, 12"X1/8X1"/20MM (6,360 RPM)
27-1075	WHEEL, SLOTTING, 14"X1/8X1"/20MM
27-1090	WHEEL, 8X5/32X5/8

WEB GRINDING WHEEL 1/4"



Part No.	Description
28-1200	WHEEL, WEB GRINDING, 12X1/4X20MM SLOTTING (STEEL ARBOR)
28-1220	WHEEL, WEB GRINDING, 12X1/4X20MM, 24Q (6,400 RPM)

WIRE BRUSH



Part No.	Description
27-2180	WIRE CUP BRUSH KNOTTED .020 3X5/8-11



BIT, AUGER STYLE

Part No.	Description
08-9200	BIT, AUGER 11/16"X17", 7/16" HEX QUICK DISCONNECT SHANK



BIT, TIE BORING

Part No.	Description
08-2020	BIT, TIE BORING 5/8C12" FLUTE 9-3/8", SHANK 1/2", 1 FLAT
08-2025	BIT, TIE BORING, 11/16" X 9-5/8" 12-1/8" LG, SINGLE FLUTE
08-2030	BIT, TIE BORING, 9/16 X 12-1/8"LG. DOUBLE FLUTE
08-5720	BIT, TIE BORING, 11/16" X7 X 9-5/8", DOUBLE FLUTED, 70° DRILL POINT



BIT, TIMBER SCREW

Part No.	Description
08-5860	BIT, TORX, TX90, FOR 7/8" TORX BOLT



BIT, TORX TX-70

Part No.	Description
08-2240	BIT, TORX REG.#TX-70, 5/8" HEX WITH BALL GROOVE



BROOM ELEMENT, CLAMP

Part No.	Description
65-6520	DOUBLE BROOM ELEMENT CLAMP-FORGED



BROOM ELEMENT, ROUND



Part No.	Description
85-8500	BROOM ELEMENT, 2" SOLID ROUND, X 18" LONG, 250/BOX

CABLE GUARD



Part No.	Description
91-7005	CABLEGUARD, UNDER RAIL CABLE PROTECTOR, VORTOK #106-0022

DE-ICER, WINTERIZER



Part No.	Description
08-7710	DE-ICER LIQUID, 5 GALLON PAIL, PRICE PER GALLON

FIRESNAKE, LIGHTING TOOL



Part No.	Description
08-5020	FIRESTICK, LIGHTING TOOL FOR FIRESNAKE PRODUCT

FIRESNAKE, RAIL HEATER



Part No.	Description
08-3560	FIRESNAKE, RAIL HEATING, FLAMMABLE GEL, ENCAP. 4 PER PAIL, 48/PALLET

FLAGGING KIT



Part No.	Description
19-1070	FLAGGING KIT W/ NYLON RED FLAG AND STAFF

FUSEE



Part No.	Description
75-1000	FUSEE, RED, W/SPIKE, 10 MIN, CANADIAN SPEC

GLOVE, MECHANIX, COLD WEATHER



Part No.	Description
87-4101	GLOVE, COLDWORK PEAK, MD, CWKPK-58-009
87-4102	GLOVE, COLDWORK PEAK, LG, CWKPK-58-010
87-4103	GLOVE, COLDWORK PEAK, XL, CWKPK-58-011
87-4104	GLOVE, COLDWORK PEAK, XXL, CWKPK-58-012

GLOVE, MECHANIX, DURAHIDE



Part No.	Description
87-2255	GLOVE, DURAHIDE LEATHER, HEAVY DUTY, TAN/BLACK, M, CG40-75-009
87-2256	GLOVE, DURAHIDE LEATHER, HEAVY DUTY, TAN/BLACK, L, CG40-75-010
87-2257	GLOVE, DURAHIDE LEATHER, HEAVY DUTY, TAN/BLACK, XL, CG40-75-011

GLOVE, MECHANIX, FAST FIT



Part No.	Description
87-1145	GLOVE, FASTFIT, BLACK, M, MFF-05-009
87-1146	GLOVE, FASTFIT, BLACK, L, MFF-05-010
87-1147	GLOVE, FASTFIT, BLACK, XL, MFF-05-011
87-1157	GLOVE, FASTFIT, ORANGE, XL, MFF-09-011



GLOVE, MECHANIX, MATERIAL4X

Part No.	Description
87-2125	GLOVE, MATERIAL4X, TAN/BLACK, M, MG4X-75-009
87-2126	GLOVE, MATERIAL4X, TAN/BLACK, L, MG4X-75-010
87-2127	GLOVE, MATERIAL4X, TAN/BLACK, XL, MG4X-75-011



GLOVE, MECHANIX, M-PACT

Part No.	Description
87-1335	GLOVE, M-PACT, BLACK/GREY, M, MPT-58-009
87-1336	GLOVE, M-PACT, BLACK/GREY, L, MPT-58-010
87-1337	GLOVE, M-PACT, BLACK/GREY, XL, MPT-58-011
87-1338	GLOVE, M-PACT, BLACK/GREY, XXL, MPT-58-012



GLOVE, MECHANIX, ORIGINAL

Part No.	Description
87-1245	GLOVE, ORIGINAL, BLACK, M, MG-05-009
87-1246	GLOVE, ORIGINAL, BLACK, L, MG-05-010
87-1247	GLOVE, ORIGINAL, BLACK, XL, MG-05-011



HOLDER, CARBIDE BIT

Part No.	Description
08-1645	HOLDER, 1-1/4", FOR RAIL DRILL INSERTS, STANLEY DRILL
08-1655	HOLDER, 1-1/8", FOR RAIL DRILL INSERTS, STANLEY DRILL
08-3650	HOLDER, 1-1/2", FOR RAIL DRILL INSERTS, STANLEY DRILL
08-3660	HOLDER, 1-5/16", FOR RAIL DRILL INSERTS, STANLEY DRILL
08-4250	HOLDER, 1-3/16", FOR RAIL DRILL INSERTS, STANLEY DRILL
08-4410	HOLDER, 1-1/16", FOR RAIL DRILL INSERTS, STANLEY DRILL



INSERT CARBIDE RAIL DRILL

Part No.	Description
08-3600	BIT, CARBIDE, 10/SET, COMPLETE WITH SCREWS





LEGGING

Part No.	Description
08-3320	LEGGING, SPRING STEEL INSERT, LEATHER, NO SEAM W/ SHIN PAD, 2 PADS PER PACK
08-6340	LEGGING, XL, SPRING STEEL INSERT, LEATHER, NO SEAM W/ EXTRA FLAP, 2 PADS PER PACK

LOCK, SWITCH & PADLOCK



Part No.	Description
55-xxxx	SWITCH LOCKS AND PADLOCKS, ALL TYPES, CALL FOR INFO

LOCK-NUTS



Part No.	Description
16-8100	SELF-LOCKING NUT, THU 1"- GR 8, CLEAR ZINC LANTHANE
16-8114	SELF-LOCKING NUT, THU 1-1/4"- GR 8, CLEAR ZINC LANTHANE
16-8118	SELF-LOCKING NUT, THU 1-1/8"- GR 8, CLEAR ZINC LANTHANE
16-8138	SELF-LOCKING NUT, THU 1-3/8"- GR 8, CLEAR ZINC LANTHANE



LUBRICANT, GRAPHITE SLIP-PLATE #3

Part No.	Description
08-8260	LUBRICANT, #3 DRY FILM SLIP-PLATE, GRAPHITE, GALLON



LUBRICANT, SLIP-PLATE OEM8

Part No.	Description
08-4580	LUBRICANT, #8 DRY FILM SLIP-PLATE, GRAPHITE, GALLON



LUBRICANT, GRAPHITE SLIP-PLATE #1

Part No.	Description
08-8210	LUBRICANT, #1 DRY FILM SLIP-PLATE, HEAVY DUTY, GRAPHITE, GALLON



MARKERS SOLID PAINT

Part No.	Description
19-2320	MARKER, SOLID WHITE PAINT
19-2330	MARKER, SOLID YELLOW PAINT
19-3010	MARKER, VALVE ACTION, WHITE PAINT
19-3015	MARKER, VALVE ACTION, YELLOW PAINT
19-3035	MARKER, VALVE ACTION, RED PAINT
19-3045	MARKER, VALVE ACTION, GREEN PAINT
19-3055	MARKER, VALVE ACTION, FLUORESCENT PINK PAINT
19-3065	MARKER, VALVE ACTION, FLUORESCENT GREEN PAINT

ROPE, PULL-APART



Part No.	Description
76-7600	ROPE, FIBERGLASS FR4HD1-00, 150 FT/BOX
76-7700	FIBERGLASS ROPE, HD 1.00 (167 FT/BOX)



SCREW, TIMBER

Part No.	Description
07-2080	SCREW, TIMBER, 5/8-5X12", TORX SQUARE WASHER HEAD (75/BOX)
07-2280	SCREW, TIMBER 3/4-4 x 12" TORX SQUARE WASHER HEAD (50/BOX)



SHIN GUARD

Part No.	Description
08-9080	SHIN GUARD, CATCHER



SIGNS, TRACK

Part No.	Description
89-xxxx	SIGNS, ALL TYPES OF SIGNS, CALL FOR INFO

TAG, IDENTIFY CWR



Part No.	Description
84-7510	TAG, IDENTITY CWR STRING LAYING 6.5X1.5" 025" TK

TAG, IDENTIFY THERMITE



Part No.	Description
84-7500	TAG, IDENTITY, THERMITE ANODIZED ALUM. 6.5X1.5"
84-7500-1	TAG, IDENTIFY, THERMITE WELDING, ANODIZED ALUM., SERIALIZED

TIE PADS



Part No.	Description
45-xxxx	TIE PADS, ALL TYPES OF TIE PADS, CALL FOR INFO

TIE PLUGGING, APPLICATOR MANUAL



Part No.	Description
99-3670	APPLICATOR TIE PLUGGING, MANUAL EXTENDED LGTH.

TIE PLUGGING, APPLICATOR, BATT



Part No.	Description
99-3650	TIE PLUGGING, APPLICATOR, EXTENDED LENGTH POWERED 18V - (600 ML)
99-3652	TIE PLUGGING, APPLICATOR, ENCORE, BATTERY, (1500ML)



TIE PLUGGING, COMPOUND CANISTER

Part No.	Description
99-3600	TIE PLUGGING COMPOUND (ENCORE), DUAL CARTRIDGE (12 X 600ML/BOX)
99-3610	TIE PLUGGING COMPOUND (ENCORE), DUAL CARTRIDGE (6 X 1500ML/BOX)

TIE PLUGGING, COMPOUND CONTAINER



Part No.	Description
99-3640	TIE PLUGGING COMPOUND, PART A, 5 GAL. CONTAINERS
99-3645	TIE PLUGGING COMPOUND, PART B, 5 GAL. CONTAINERS

ELEVATION, BOARD TRACK



Part No.	Description
08-6170	TRACK ELEVATION BOARD, WOOD WITH CUT-OUT HANDLE, BLACK/WHITE

GAUGE & LEVEL COMBINATION ALUMINUM



Part No.	Description
08-5980	COMBINATION ALUMINUM LEVEL AND GAUGE #23, ALDON 4022-03

GAUGE, CONFORMAL



Part No.	Description
08-9260	GAUGE SET, 3PC, CONFORMAL FOR 1-9/16" SPREAD IRS 725-6-7
08-9270	GAUGE SET, 2PC, CONFORMAL, INCLUDES: GAGE FOR 1-9/16" SPREAD

GAUGE, FROG FLANGWAY



Part No.	Description
90-2680	GAUGE, FROG FLANGWAY FLG100

GAUGE, FROG POINT



Part No.	Description
90-3720	GAUGE FOR REGULAR POINT FROG
90-3730	GAUGE FOR MODIFIED HEAVY POINT FROG



GAUGE, RAIL & BOLT HOLE

Part No.	Description
71-0085	GAUGE, RAIL & BOLT HOLE 85-LB.
71-0100	GAUGE, RAIL & BOLT HOLE 100LB.
71-0105	GAUGE, RAIL & BOLT HOLE 105-LB.
71-0115	GAUGE, RAIL & BOLT HOLE 115-LB.
71-0130	GAUGE, RAIL & BOLT HOLE 130-LB.
71-0132	GAUGE, RAIL & BOLT HOLE 132-LB.
71-0136	GAUGE, RAIL & BOLT HOLE 136-LB.
71-6520	GAUGE, RAIL & BOLT HOLE 127-LB.



GAUGE, RAIL & BOLT, TAPER

Part No.	Description
71-0560	GAUGE, RAIL TAPER, 1/8" - 1"



GAUGE, RAIL HEAD WEAR

Part No.	Description
71-1010	GAUGE, RAIL HEAD WEAR, METRIC SCALE, 85-141 LBS, DIAL CONCEPT
71-1015	GAUGE, RAIL HEAD WEAR, IMPERIAL SCALE, 85-141 LBS, DIAL CONCEPT

GAUGE, ROD



Part No.	Description
08-3800	GAUGE ROD, DOUBLE ENDED, INSULATED
08-3805	GAUGE ROD, SINGLE-END, INSULATED
08-3810	GAUGE ROD, DOUBLE ENDED, NON-INSULATED
08-3815	GAUGE ROD, SINGLE-END, NON INSULATED

GAUGE, TRACK INSPECTION RCA, ONE PIECE

Part No.	Description
79-8500	GAUGE, TRACK INSPECTION, RCA-1435, ONE PIECE, IMPERIAL W/BAG
79-8550	GAUGE, TRACK INSPECTION, RCA-1435, ONE PIECE, METRIC W/BAG



GAUGE, TRACK INSPECTION,RCA, TWO PIECE



Part No.	Description
79-8600	GAUGE, TRACK INSPECTION, RCA-T-1435, TWO PIECE, IMPERIAL

GAUGE, TRACK TOOL, GRINDING



Part No.	Description
71-0370	GAUGE, GRINDING, TRACK TOOL CP PLAN X-10-16-223

GAUGE, TRACK, ALUMINUM



Part No.	Description
08-2630	GAUGE TRACK PIPE CENTER 17 LBS. INSULATED #PG2

GAUGE, TRACK, ALUMINUM CENTER



Part No.	Description
08-1750	GAUGE, TRACK, ALUMINUM #3 1 PC. (56-1/2" LG)

GAUGE, TRACK-WOOD CENTER




Part No.	Description
08-2860	GAUGE, TRACK-WOOD CENTER #5, FLN #126CR

INSPECTION KIT, TRACK SUPERVISOR



Part No.	Description
71-1000	MASTER INSPECTION KIT (RWG IMPERIAL)
71-1005	MASTER INSPECTION KIT (RWG METRIC)

KIT TRACK WELD AUDITING



Part No.	Description
08-8400	KIT, STRAIGHT EDGE FOR TRACK WELD AUDITING W/CASE (7 POCKET)

LEVEL & GAUGE, BOARD ALUMINUM



Part No.	Description
08-2460	LEVEL AND GAUGE BOARD, ALUMINUM, #14-AL FLN #12690

LEVEL BOARD, WOOD, 10 STEP



Part No.	Description
08-4003	GAUGE, LEVEL BOARD, WOOD, 10 STEPS W/ 5" ELEVATION

SPEEDLINER, CURVE MEASURE TOOL



Part No.	Description
08-8470	SPEEDLINER KIT FOR CURVE ALIGNMENT COMPLETE WITH CARRY CASE



STRINGLINE

Part No.	Description
08-4200	STRINGLINE RAIL CURVE MEASURING TOOL



TAPER GAUGE

Part No.	Description
08-7170	GAUGE, TAPER, METRIC - 00.2MM GRADUATION
08-9290	GAUGE, TAPER, IMPERIAL - 1/64 GRADUATION

TAPER GAUGE, STARRETT

Part No.	Description
08-6810	GAUGE, TAPER, STARRETT 270, 0.01" -150" .001" GRAD



ADZE, TRACK

Part No.	Description
08-2390	ADZE, TRACK, NO HANDLE



BAR, CLAW

Part No.	Description
08-2280	BAR, CLAW, #93RH NEW STYLE HIGH LIFT HEEL, #80-E





BAR, LINING

Part No.	Description
08-4370	BAR, LINING PINCH POINT, 60" LONG
08-5500	LINING BAR, PINCH PT. 26-LB. 66" LONG



BAR, LINING DIAMOND

Part No.	Description
08-2290	BAR, LINING, DIAMOND POINT, 60"LONG



BAR, LINING WEDGE

Part No.	Description
08-2430	LINING BAR, WEDGE POINT 18-LB. #32, 60" OVERALL LENGTH
08-2680	BAR, LINING, WEDGE POINT, 64" LONG



BAR, NEEDLE

Part No.	Description
09-2320	NEEDLE BAR (PICK) 3/4 X 60"



BAR, NIPPING

Part No.	Description
08-3340	BAR, NIPPING



BAR, PINCH

Part No.	Description
09-2390	PINCH BAR, 7/8 X 48"
09-2420	PINCH BAR, 1 X 48"



BAR, SLATE

Part No.	Description
08-3330	BAR, SLATE, 60"



BAR, SNAKE BAR

Part No.	Description
40-1525	BAR, 7/8 X 48", BRAKE SHOE CHANGE, SNAKE BAR TO PRY BIT



BAR, TAMPING

Part No.	Description
08-2045	TAMPING BAR, SPEAR END, 68" LONG



BAR, TIMBER

Part No.	Description
08-1820	BAR, PRY NEEDLE, 1-1/8" X 60"



BROOM, SWITCH

Part No.	Description
77-6837	BROOM, SWITCH 8", W/CHISEL



BROOM, SWITCH HOLDER

Part No.	Description
77-6845	HOLDER, SWITCH BROOM, ORANGE



CHISEL, COLD

Part No.	Description
09-2380	CHISEL, COLD, 7/8" X 8"



CHISEL, HOT CUTTER W/HANDLE

Part No.	Description
09-2310	CHISEL, WELDERS, W/ 36" HANDLE



CHISEL, HOT CUTTER/ NUT SPLITTER

Part No.	Description
09-2010	CHISEL, WELDERS, 3-LB, HEAD ONLY
09-2030	NUT SPLITTER, 3/4" X 1-3/8" EYE, HEAD ONLY

CHISEL, TRACK



Part No.	Description
09-2130	CHISEL, TRACK, 3/4" X 1-3/8" EYE, HEAD ONLY

CHISEL, WELDER



Part No.	Description
08-4520	CHISEL, WELDER C/W HEAD PROTECTOR, HANDLE SAFETY GRIP

FORK, BALLAST



Part No.	Description
08-2250	FORK, BALLAST, 10 TINE, FORK WIDTH 9-3/4, AREMA PLAN #22, 30" HANDLE

FORK, RAIL



Part No.	Description
08-2310	FORK, RAIL, FITS 85-141# RAIL, LONG HANDLE, 54" OAL

HAMMER, SLEDGE



Part No.	Description
08-3110	SLEDGE HAMMER, DOUBLE FACED, 16-LB, HEAD ONLY
08-3500	SLEDGE HAMMER, DOUBLE FACED, 8-LB, HEAD ONLY
09-2000	SLEDGE HAMMER, DOUBLE FACED, 10-LB, HEAD ONLY
09-2180	SLEDGE HAMMER, DOUBLE FACED, 12-LB, HEAD ONLY

HAMMER, SLEDGE W/HANDLE

Part No.	Description
08-2370	SLEDGE HAMMER, DOUBLE FACED, 12-LB, W/ 36" HANDLE
08-8600	HAMMER, SLEDGE (WARWOOD) W/36" HANDLE 10-LB. & SAFETY GRIP
09-2240	SLEDGE HAMMER, DOUBLE FACED, 10-LB, W/ 36" HANDLE & SAFETY GRIP
09-2290	SLEDGE HAMMER, 8-LB, W/ 36" HANDLE AND SAFETY GRIP
09-2430	HAMMER, SLEDGE 12-LB. C/W FIBREGLASS HANDLE



HANDLE REMOVAL TOOL, HYDRAULIC

Part No.	Description
08-9100	HANDLE REMOVAL TOOL, HYDRAULIC



HANDLE REMOVAL TOOL, MANUAL

Part No.	Description
08-9150	HANDLE REMOVAL TOOL, MANUAL



HANDLE SLEDGE/MAUL

Part No.	Description
08-8610	HANDLE, SLEDGE/MAUL 36" W/SAFETY GRIP, SLOTTED EYE (WARWOOD)



HANDLE, ADZE

Part No.	Description
08-4000	HANDLE, ADZE 34" AR GRADE RAILROAD #101-344



HANDLE, CHISEL

Part No.	Description
74-7462	HANDLE, 36" for TRACK CHISEL,NUT SPLITTER, TIE PLUG PUNCH, HOT CUTTER



HANDLE, PICK

Part No.	Description
74-7422	HANDLE, PICK, 36"



HANDLE, SLEDGE/MAUL

Part No.	Description
74-7445	HANDLE, SPIKE MAUL/SLEDGE/SPIKE LIFTER, 36" WITH SAFETY GRIP, (O/S)-24/BX



HANDLE, SLEDGE/MAUL INCL ROUND WEDGE

Part No.	Description
74-7442	HANDLE, WAXED 36" MAUL/SLEDGE/SPIKE LIFTER, c/w SAFETY GRIP & ROUND WEDGE (24/BOX)



HANDLE, WEDGE, FLAT

Part No.	Description
74-7482	WEDGE, #5 STEEL 1-1/8X15/16X3/16



HANDLE, WEDGE, ROUND



Part No.	Description
74-7502	ROUND WEDGE

HEAD PROTECTOR



Part No.	Description
08-5050	HEAD PROTECTOR, RUBBER, LARGE, FOR USE W/ 2" DIAM. STRIKING TOOLS
08-5060	HEAD PROTECTOR, RUBBER, MEDIUM, FOR USE W/ 1-1/2" DIAM. DRIFT PINS
08-5070	HEAD PROTECTOR, RUBBER, SMALL, FOR USE W/ 1-1/4" DIAM. DRIFT PINS

HOLDER, PUNCH & CHISEL



Part No.	Description
08-4330	HOLDER, PUNCH AND CHISEL, 6"

HOOK, TIE PLATE



Part No.	Description
08-9420	HOOK, PACKING, TIE PLATE, 24" LONG WITH 12" TAPER

LIFTER, SPIKE



Part No.	Description
09-2140	SPIKE LIFTER, TRACK, LEFT HAND, 1" X 1-3/8" EYE, HEAD ONLY
09-2190	SPIKE LIFTER, TRACK, RIGHT HAND, HEAD ONLY



LIFTER, SPIKE W/HANDLE

Part No.	Description
09-2110	SPIKE LIFTER, TRACK, LEFT HAND, W/ 36" HANDLE
09-2145	SPIKE LIFTER, TRACK, LEFT HAND, W/ 36" HANDLE AND RUBBER HEAD PROTECTOR
09-2195	SPIKE LIFTER, TRACK, RIGHT HAND, W/ 36" HANDLE AND RUBBER HEAD PROTECTOR
09-2200	SPIKE LIFTER, TRACK, RIGHT HAND, W/ 36" HANDLE AND SAFETY GRIP

LIFTER, SPIKE, SHIELD



Part No.	Description
06-1010	KIT, PROTECTOR FOR SPIKE LIFTER W/TIE WRAP (GUARD ONLY)

MAUL, SPIKE ASYMMETRICAL



Part No.	Description
08-4015	MAUL, SPIKE, 10-LB, ASYMMETRICAL

MAUL, SPIKE ASYMMETRICAL W/HANDLE



Part No.	Description
08-5620	MAUL, SPIKE, 10-LB, ASYMMETRICAL, W/36" HANDLE AND SAFETY GRIP

MAUL, SPIKE SYMMETRICAL



Part No.	Description
09-2020	SPIKE MAUL, 10-LB, 1" X 1-5/8" EYE, SYMMETRICAL, HEAD ONLY



PANPULLER (E-CLIP)

Part No.	Description
08-2670	PANPULLER, PANDROL CLIPS FOR CONCRETE TIES
08-2745	PANPULLER, PANDROL CLIPS FOR WOOD TIES

PICK, CLAY



Part No.	Description
08-2340	PICK, CLAY, SINGLE POINT, HEAD ONLY

PICK, ICE



Part No.	Description
08-2170	PICK, ICE, DOUBLE POINT

PICK, TAMPING



Part No.	Description
08-2330	PICK, V-TAMPING CARBON 8# #2T #02000

PIN, DRIFT



Part No.	Description
09-2050	DRIFT PIN, PLUG, 7/8" X 11", 85-LB. RAIL
09-2060	DRIFT PIN, PLUG, 1" X 11-1/2", 100/115-LB. RAIL
09-2070	DRIFT PIN, PLUG 1-1/8" X 12", 136-LB. + RAIL
09-2080	DRIFT PIN, 3/8" X 1-3/8" X 19", 100-LB. RAIL & LIGHTER
09-2090	DRIFT PIN, 5/8" X 1-3/8" X 19", FOR USE WITH ALL RAIL SECTIONS

PIN, DRIFT W/HEAD PROTECTOR



Part No.	Description
08-2810	PIN, DRIFT 1-1/2X19", 3/8" PT W/RUBBER HD. PROT.
08-2820	PIN, DRIFT 1-1/2X14", 3/8" PT W/RUBBER HD PROT.
08-4036	PIN, DRIFT 1-1/4X11, 9/16" PT W/RUBBER HD PROT.



PULLER, SPIKE

Part No.	Description
08-2180	PULLER, SPIKE, 4-BALL #56 AREMA
08-2185	PULLER, SPIKE, 4-BALL, W/ LONG HANDLE

PUNCH, BACK OUT



Part No.	Description
09-2160	PUNCH, TRACK, ROUND, 3/4" X 1-3/8" EYE, HEAD ONLY



PUNCH, BACK OUT W/HANDLE

Part No.	Description
08-4042	TRACK PUNCH, ROUND, W/ 36" HANDLE, SAFETY GRIP AND HEAD PROTECTOR
09-2210	BACK-OUT PUNCH, 5/8" PUNCH DIA., W/ 16" HANDLE
09-2250	BACK-OUT PUNCH, 3/4" PUNCH DIA., 5" LONG, W/ HANDLE
09-2270	BACK-OUT PUNCH, 1/2" PUNCH DIA., W/ HANDLE

PUNCH, TIE PLUG



Part No.	Description
09-2040	PUNCH, TIE PLUG, 3/4" X 1-3/8" EYE, HEAD ONLY

PUNCH, TIE PLUG W/HANDLE

Part No.	Description
08-2350	PUNCH, TIE PLUG, W/ 36" HANDLE, SAFETY GRIP AND HEAD PROTECTOR



RAKE, BALLAST

Part No.	Description
08-2260	RAKE, ROAD/STONE, 16 TINE WITH 66" HANDLE #18-806



SHOVEL

Part No.	Description
08-3150	SHOVEL, TRACK, ROUND PT. 48" HDL.
78-7000	SHOVEL, SPADE, ROUND FOOT TREAD, 29" D-HANDLE
78-7110	SHOVEL, SNOW, SQUARE, 36" STEEL HANDLE
78-7120	SHOVEL, TRACK, SQUARE FOOT, 26" HANDLE
78-7170	SHOVEL, TRACK SQUARE MOUTH. LONG HANDLE 34-3/4"



SHOVEL, CREW

Part No.	Description
78-7250	SHOVEL, TIE CREW



SLIDE HAMMER, CLIP TOOL

Part No.	Description
08-9070	E-CLIP TOOL, PANDROL CLIP INSTALLATION SLIDE HAMMER





SOCKET, ADAPTER 1" DRIVE TIMBER SCREW

Part No.	Description
08-2765	SOCKET, ADAPTER, 1" DR. TIMBER SCREW, 5/8" HEX INSERT BIT, USE WITH 08-2240



SOCKET, ADAPTER 3/4" RP-728

Part No.	Description
08-5870	SOCKET, ADAPTER, 3/4" DRIVE FOR 7/8" HEX BIT RP-728



SOCKET, ADAPTER IMPACT

Part No.	Description
08-3380	IMPACT ADAPTER, 1" DRIVE, 4 PT, TWO SIDED FEMALE

SOCKET, IMPACT 1" DRIVE



Part No.	Description
08-2770	SOCKET, 1" DRIVE, 8 PT, 1-5/8", DEEP LENGTH
08-2870	SOCKET, 1" DRIVE, 6 PT, 2", DEEP LENGTH
08-3030	SOCKET, 1" DRIVE, 8 PT, 1-3/4", DEEP LENGTH
08-3040	SOCKET, 1" DRIVE, 6 PT, 1-13/16", DEEP LENGTH
08-3050	SOCKET, 1" DRIVE, 8 PT, 1-7/8", DEEP LENGTH
08-3360	SOCKET, 1" DRIVE, 8 PT, 1-11/16", DEEP LENGTH
08-3370	SOCKET, 1" DRIVE, 6 PT, 2-3/16", DEEP LENGTH
08-4720	SOCKET, 1" DRIVE, 8 PT, 1-7/8", DEEP LENGTH
08-5250	SOCKET, 1" DRIVE, SPECIAL 1-1/8X 7/8" RECTANGULAR F/SCREW SPIKE
08-5570	SOCKET, 1" DRIVE, 6 PT, 1-1/2", DEEP LENGTH
08-5575	SOCKET, 1" DRIVE, 8 PT, 1-1/2",
08-6090	SOCKET, 1" DRIVE, 8 PT, 2", DEEP LENGTH
08-6110	SOCKET, 1" DRIVE, 8 PT, 2-3/16", DEEP LENGTH
08-6890	SOCKET, 1" DRIVE, 6 PT, 1-1/8"
08-7000	SOCKET, 1" DRIVE, 8 PT, 1-1/2", DEEP LENGTH
08-7210	SOCKET, 1" DRIVE, 8 PT, 1-5/16"
08-7350	SOCKET, 1" DRIVE, 8 PT, 1-3/8"
08-7370	SOCKET, 1" DRIVE, 8 PT, 1-13/16", DEEP LENGTH
08-7390	SOCKET, 1" DRIVE, 6 PT, 1-7/8"
08-7820	SOCKET, 1" DRIVE, 6 PT, 1-7/16", DEEP LENGTH
08-7930	SOCKET, 1" DRIVE, 8 PT, 1-7/16", DEEP LENGTH
08-8040	SOCKET, 1" DRIVE, 8 PT, 2-1/4", DEEP LENGTH
08-8670	SOCKET, 1" DRIVE, 8 PT, 2-1/8", DEEP LENGTH
08-8675	SOCKET, 1" DRIVE, 6 PT, 2-1/8", DEEP LENGTH
08-8820	SOCKET, 1" DRIVE, 6 PT, 1-1/4", DEEP LENGTH

SOCKET, RETAINER



Part No.	Description
08-6180	SOCKET RETAINER, RUBBER, FOR USE WITH SOCKET AND ADAPTER

SOCKET, TORX



Part No.	Description
08-2520	SOCKET, TORX, 3/4" DRIVE FOR E-20 AUDITORX BOLTS, #TX-7120

TAPE MEASURE, TRACK INSPECTION



Part No.	Description
08-5910	TAPE MEASURE 1-1/8 X 25', MAGNETIC TIP, FOR TRACK INSPECTION

TONG TIE, 2 MAN



Part No.	Description
08-4021	TONG, TIMBER, TWO-MAN, #4-15 1/2" JAW OPENING

TONG, RAIL 2 MAN



Part No.	Description
08-2050	TONG, RAIL, TWO-MAN, JAW: (MIN 7/8", MAX 3-3/4")

TONG, TIE ALUMINIUM



Part No.	Description
15-1581	TONG, TIE, TRACK LIGHT- WEIGHT

TONG, TIE CAST ALUMINUM



Part No.	Description
08-2060	TONG, TIE, ONE-MAN, ALUMINIUM W/ REPLACEABLE TIPS



TONG, TIE REPLACEMENT TIP

Part No.	Description
08-2070	TIP, REPLACEMENT FOR TIE TONGS



WRENCH, FROG SINGLE END

Part No.	Description
08-2110	WRENCH, FROG, SE, 1-1/4" BOLT, 48" LONG, 2" NUT WIDTH, 2-1/16" JAW
08-2120	WRENCH, FROG, SE, 1-3/8 BOLT, 54" LONG, 2-3/16" NUT WIDTH, 2-1/4" JAW



WRENCH, RATCHET ACTION

Part No.	Description
08-3270	WRENCH, RATCHET ACTION, 1-1/8" BOLT, 42" LONG, 1-7/8" JAW
08-4027	WRENCH, RATCHET ACTION, 7/8" BOLT, 36" LONG, 1-1/2" JAW
08-4030	WRENCH, RATCHET ACTION, 1" BOLT, 42" LONG, 1-11/16" JAW



WRENCH, TRACK DOUBLE END

Part No.	Description
08-2008	WRENCH, TRACK, DE, 7/8" X 1" BOLT, 42" LONG, 1-7/16" & 1-5/8" NUT WIDTH, 1-1/2" & 1-11/16" JAW
08-2010	WRENCH, TRACK, DE, 1-1/8 X 1-1/4" BOLT, 48" LONG, 1-13/16 & 2" NUT WIDTH
08-2011	WRENCH, TRACK, DE, 1-1/4 X 1-3/8" BOLT, 48" LONG, 2" & 2-3/16" NUT WIDTH, 2-1/16" & 2-1/4" JAW
08-2910	WRENCH, TRACK, DE, 1" X 1-1/8" BOLT, 48" LONG, 1-5/8" & 1-13/16" NUT WIDTH



WRENCH, TRACK SINGLE END

Part No.	Description
08-2080	WRENCH, TRACK, SE, 7/8" BOLT, 1-1/2" NUT WIDTH, 85-LB
08-2090	WRENCH, TRACK, SE, 1" BOLT, 42" LONG, 1-5/8" NUT WIDTH, 1-11/16" JAW
08-2100	WRENCH, TRACK, SE, 1-1/8 BOLT, 48" LONG, 1-11/16" NUT WIDTH, 1-3/4" JAW
08-2360	WRENCH, TRACK, SE, 1-1/8" BOLT, 48" LONG, 1-13/16" NUT WIDTH, 1-7/8" JAW
08-4024	WRENCH, TRACK, SE, 3/4" BOLT X 30" LONG, 1-1/4" NUT WIDTH, 1-5/16" JAW
08-4033	WRENCH TRACK SE 7/8" BOLT, 36" LONG, NUT W/1-7/16" JAW 1-1/2"

BIT, RAIL DRILL TWISTER BLACK



Part No.	Description
93-BB1000	BIT, 1", TWISTER, BLACK, TRAK-STAR
93-BB1125	BIT, 1-1/8", TWISTER, BLACK, TRAK-STAR
93-BB1180	BIT, 1-3/16", TWISTER, BLACK, TRAK-STAR
93-BB1250	BIT, 1-1/4", TWISTER, BLACK, TRAK-STAR
93-BB1310	BIT, 1-5/16", TWISTER, BLACK, TRAK-STAR
93-BB1375	BIT, 1-3/8" TWISTER, BLACK, TRAK-STAR
93-BB1430	BIT, 1-7/16" TWISTER, BLACK, TRAK-STAR
93-BB1500	BIT, 1-1/2", TWISTER, BLACK, TRAK-STAR

BIT, RAIL DRILL TWISTER CARBIDE



Part No.	Description
93-BC1125	BIT, 1-1/8", TWISTER, CARBIDE TRAK-STAR
93-BC1180	BIT, 1-3/16", TWISTER, CARBIDE TRAK-STAR
93-BC1250	BIT, 1-1/4", TWISTER, CARBIDE TRAK-STAR
93-BC1310	BIT, 1-5/16", TWISTER, CARBIDE TRAK-STAR
93-BC1500	BIT, 1-1/2", TWISTER, CARBIDE TRAK-STAR



CUTTING FLUID, BOTTLE

Part No.	Description
93-1200	COOLANT BOTTLE WITH HOSE ASSY. #01592



CUTTING FLUID, CONCENTRATED

Part No.	Description
93-1300	CONCENTRATED CUTTING FLUID 4 - 1 GALLON BOTTLES
93-1310	CONCENTRATED CUTTING FLUID 5 GALLON PAIL #11743

DRILL, RAIL HOUGEN HYDRAULIC



Part No.	Description
93-1040	DRILL, RAIL, KIT HYDRAULIC, TRAK-STAR, TWISTER BITS, RM42

DRILL, RAIL, GAS, HOUGEN



Part No.	Description
93-1005K1	DRILL KIT, RAIL, GAS, RAILBOSS, 2 SPEED, CN
93-1005K2	DRILL KIT, RAIL, GAS, RAILBOSS, 2 SPEED, CP

SHOE, COMBO RAIL DRILL HOUGEN



Part No.	Description
93-S08620	SHOES, COMBO, RE RAIL 100/115/130/132 LB.

SHOE, HEEL BLOCK RAIL DRILL HOUGEN



Part No.	Description
93-SQ7786A	SHOES, 100 LB. SPECIAL, HEEL BLOCK 1/4" OFFSET TRAK-STAR
93-SQ7786B	SHOES, 115 LB. SPECIAL, HEEL BLOCK 1/4" OFFSET TRAK-STAR
93-SQ7786C	SHOES, 132/136 LB. SPECAIL, HEEL BLOCK 1/4" OFFSET TRAK-STAR

SHOE, RAIL DRILL HOUGEN



Part No.	Description
93-S080	SHOES, 80/90 LB. (TRAK-STAR DRILL)
93-S085	SHOES, 85 LB. (TRAK-STAR DRILL)
93-S100	SHOES, 100 LB. RE PROFILE (TRAK-STAR DRILL)
93-S100RA	SHOES, 100 LBS., RA PROFILE (TRAK-STAR DRILL)
93-S115	SHOES, 115 LB. (TRAK-STAR DRILL)
93-S130	SHOES, 130 LB. (TRAK-STAR DRILL)
93-S132	SHOES, 132/136/141 LB. (TRAK-STAR DRILL)
93-S90RA	SHOES, 90 LB. (TRAK-STAR DRILL)

BIT, BONDING ONE FLAT



Part No.	Description
08-2220	BIT, BONDING, 3/8X3/8X3 FLATTED SHANK

BIT, BONDING THREE FLATS



Part No.	Description
99-1265	BIT, BONDING DRILL, 3/8 COBALT, W/3 FLATS (Set of 10) W/LUBRICANT

DRILL, BONDING GAS



Part No.	Description
99-1200	BONDING DRILL KIT, GAS, INCLUDES NEW KNURL KNOB, 10 BITS & 1 LUBE

DRILL, BONDING HOUGEN ELECTRIC



Part No.	Description
93-1080	DRILL, BONDING, ELECTRIC MODEL, BD17-120V-C/W COOLANT BOTTLE, BONDING BIT ADAPTER
93-1085	BONDING DRILL ELECTRIC BD17-120V TRANSDUCER C/W 85 LB SHOES AND COOLANT BOTTLE

DRILL, BONDING HOUGEN GAS



Part No.	Description
93-1060	DRILL, BONDING, GAS POWERED RAILBOSS RB30
93-2750	BONDING BIT, REPLACEMENT ADAPTOR #05565

BACK PACK BLOWER, GAS



Part No.	Description
99-0600	BACK PAC BLOWER, STIHL BR600
99-0605	BACK PAC BLOWER, STIHL BR800X

CUP STONE GRINDER, 6", HYDRAULIC



Part No.	Description
91-1140	GRINDER CUP STONE 6" W/ ON/OFF VALVE, MATWELD #04800

CUP STONE GRINDER, 8", HYDRAULIC



Part No.	Description
91-1160	GRINDER CUP STONE 8", HYDRAULIC, MATWELD #00600

FROG GRINDER, HYDRAULIC



Part No.	Description
91-1110	GRINDER PROFILE FROG, HYDRAULIC, MATWELD #05900

HEAD WASH GRINDER, HYDRAULIC



Part No.	Description
91-1180	GRINDER, HEAD WASH, HYDRAULIC, MATWELD #09300

IMPACT DRILL, HYDRAULIC



Part No.	Description
91-1190	IMPACT WRENCH/DRILL 1/2", HYDRAULIC, MATWELD #04500D



IMPACT WRENCH, GAS

Part No.	Description
94-0035	IMPACT WRENCH, GAS, AIR-MASTER35-N



IMPACT WRENCH, HYDRAULIC

Part No.	Description
91-1040	IMPACT WRENCH, HYDRAULIC, MATWELD 02500



POWER UNIT, HYDRAULIC

Part No.	Description
91-1000	POWER UNIT, DUAL CIRCUIT, MATWELD 00100K



POWER UNIT, HYDRAULIC, HOSE

Part No.	Description
91-1050	HOSE REEL WITH 50' HOSE & MOUNTING BRACKET, MATWELD 02326



PRECISION FROG GRINDER, HYDRAULIC

Part No.	Description
91-1090	GRINDER. PRECISION FROG, MATWELD #09200SSC





PROFILE GRINDER, HYDRAULIC

Part No.	Description
91-1100	GRINDER, PROFILE, HYDRAULIC, MATWELD #06000



RAIL DRILL KIT, HYDRAULIC MATWELD

Part No.	Description
91-1010	DRILL, RAIL KIT, HYDRAULIC MATWELD 03500KIT



SAW, CHOP GAS

Part No.	Description
99-0410	SAW STIHL CUTQUIK TS410 12"
99-0420	SAW STIHL CUTQUIK TS420 14"



SAW, GAS PORTABLE

Part No.	Description
93-0770	SAW POWER CUTTER, HUSQVARNA GAS MODEL K770 - 12"
93-0775	SAW POWER CUTTER, HUSQVARNA GAS MODEL K770 - 14"




SAW, RAIL GAS

Part No.	Description
93-1020	SAW, RAIL, C/W CLAMP - 16", HUSQVARNA GAS MODEL K1270RAIL



SAW, RAIL GAS CLAMP

Part No.	Description
93-1460	CLAMP, RAIL SAW (85-141LB)
93-1990	CLAMP, RAIL SAW, LARGE RA 10S (CRANE RAIL 150-175LB) #506226612



SAW, RAIL GAS, DRIVE BELT

Part No.	Description
93-2830	DRIVE BELT-SERPENTINE FOR K1270 SAW



SAW, RAIL GAS, FILTER

Part No.	Description
93-1765	PAPER FILTER (AIR) #510244105 - COMPATIBLE W/ K1260/70



SAW, RAIL GAS, GUARD

Part No.	Description
93-2570	GUARD BLADE, HUSKY SAW 16" CHROME #506340556
93-3720	GUARD BLADE, HUSKY SAW 14" CHROME #506340554



SAW, RAIL HYDRAULIC

Part No.	Description
91-1020	RAILSAW, REVERSING, HYDRAULIC 16", MATWELD 03900A



SPIKE DRIVER, HYDRAULIC

Part No.	Description
99-1635	SPIKE DRIVER, HYDRAULIC, STANLEY, LONG HANDLE, SD67141



SPIKE PULLER, HYDRAULIC

Part No.	Description
91-1080	SPIKE PULLER, HYDRAULIC, MATWELD #01100RM (LIGHT DUTY)

STRAIGHT STONE GRINDER



Part No.	Description
91-1200	GRINDER, STRAIGHT STONE, MATWELD 04650 W/TRIGGER CW

SURFACE GUIDE GRINDER, HYDRAULIC



Part No.	Description
91-1130	GRINDER SURFACE GUIDE , HYDRAULIC, MATWELD #00700



TIE TAMPER, HYDRAULIC

Part No.	Description
99-2005	TIE TAMPER, HYDRAULIC, STANLEY, 10 GPM, TT46233

WELD SHEAR BLADE SET



Part No.	Description
91-1700	SHEAR BLADE SET, MATWELD, 132/136 LB.
91-1710	SHEAR BLADE SET, MATWELD, 115 LB.

WELD SHEAR, BATTERY POWERED



Part No.	Description
91-1037	BATTERY POWERED WELD SHEAR - INCLUDES DRILL AND BATTERY

WELD SHEAR, HYDRAULIC



Part No.	Description
91-1025	WELD SHEAR, HAND PUMP, HYDRAULIC, MATWELD #05000
91-1030	WELD SHEAR, POWER, HYDRAULIC, MATWELD #05100A
91-1035	WELD SHEAR, LIGHT WEIGHT, HYDRAULIC, MATWELD #05100B

IMPACT WRENCH, BATTERY POWERED



Part No.	Description
96-0020	IMPACT WRENCH KIT, MILWAUKEE, 1/2" W/FRICTION RING, INCL. 1 BATTERY AND CHARGER
96-0025	IMPACT WRENCH KIT, MILWAUKEE, 1", INCL. 2 BATTERIES AND CHARGER
96-0040	IMPACT WRENCH, HIGH TORQUE, M18 FUEL 1" D-HANDLE, MILWAUKEE KIT

LAG INSERTER, BATTERY POWERED



Part No.	Description
96-0230	BATTERY LAG INSERTER KIT, LAGEASE AND MILWAUKEE IMPACT

SPIKE PULLER, BATTERY POWERED



Part No.	Description
96-0030	BATTERY SPIKE PULLER KIT, SPIKEEASE AND MILWAUKEE IMPACT

TIE DRILL, BATTERY POWERED



Part No.	Description
96-0130	BATTERY TIE DRILL KIT, DRILLEASE AND MILWAUKEE IMPACT



CAR STOP

Part No.	Description
08-4290	CAR STOP, RIGHT HAND, HINGED, LOCKING TYPE - 100-LB. RAIL
08-4300	CAR STOP, LEFT HAND, HINGED, LOCKING TYPE - 100-LB. RAIL



CART

Part No.	Description
08-9090	CART, TOOL & SUPPLY, STEEL BODY, 5" ALUMINUM WHEELS, 5,000-LB. CAPACITY
08-9860	CART, TOOL & SUPPLY, STEEL BODY, 8" ALUMINUM WHEELS, 5,000-LB. CAPACITY
08-9935	DEADMAN BRAKE FOR TS-4 / TS-5 / TS-6 #R1664



DERAIL

Part No.	Description
08-7680	DERAIL, HINGED, RIGHT-HAND THROW, LOW PROFILE, FOR USE W/ 70-110-LB RAIL
08-8580	DERAIL PORTABLE, LEFT HAND-LOW PROFILE (70-110-LB. RAIL)
08-8690	DERAIL, LOW PROFILE, RIGHT HAND THROW (70-110-LB. RAIL)
08-8900	DERAIL, HINGED, LEFT-HAND THROW, LOW PROFILE, FOR USE W/ 70-110-LB RAIL
08-8980	DERAIL, HINGED, BIDIRECTIONAL, LOW PROFILE, FOR USE W/ 112-141-LB RAIL
08-9230	DERAIL PORTABLE, LOW PROFILE, 80-141-LB. RAIL, PD-6L, L.H.
08-9240	DERAIL PORTABLE, LOW PROFILE, 80-141-LB. RAIL, PD-6R, R.H.
08-9985	DERAIL, PORTABLE, TWO DIRECTION/DOUBLE END THROW, WOOD OR CONCRETE TIES, RATED FOR 10 MPH



FLAG, BLUE W/RAIL CLAMP

Part No.	Description
44-0001	FLAG, 18X18, BLUE W/RAIL CLAMP STOP, MEN AT WORK
44-0002	FLAG, 18X18, RED W/RAIL CLAMP STOP, MEN AT WORK

JACK, TRACK

Part No.	Description
08-2140	JACK, TRACK A5 LOW MODEL, 15 TON, ALUMINUM, 5-1/4" STROKE
08-2150	JACK, TRACK, A8 LOW MODEL, 15 TON CAPACITY, 7-3/4" STROKE
08-2160	JACK, TRACK, A17 HIGH MODEL, 15 TON CAPACITY, 13" STROKE
08-8870	JACK TRACK RATCHET, 10 TON, AL-88, 20-1/2" HEIGHT CAP.





JACK, TRACK HYDRAULIC

Part No.	Description
08-3000	JACK, TRACK HYDRAULIC, 10 TON HIGH MODEL W/36" HANDLE TJ109LS



KIT SPRING FROGS

Part No.	Description
08-8840	KIT, FOR INSPECTION & MAINTENANCE OF SPRING FROGS



PROTECTOR SWITCH POINT

Part No.	Description
08-8270	SWITCH POINT PROTECTOR, AREMA, 100-LB - 110-LB, ARA -A



PULLER / EXPANDER, RAIL MECHANICAL

Part No.	Description
08-2830	EXPANDER, RAIL PULLER, MECHANICAL #550A, 1" BOLT



PULLER RAIL

Part No.	Description
08-2135	RAIL PULLER, 100-141-LB



RAIL GRIP

Part No.	Description
91-5170	RAIL GRIP, ROSENQVIST RG3000 STANDARD



RERAILER

Part No.	Description
08-8410	RERAILER, LEFT, 30-60-LB. RAIL
08-8420	RERAILER, RIGHT, 30-60-LB. RAIL
08-8515	RERAILER, SWB-OUT, 200 TON, 110-141LB RAIL



ROLLER GRIP

Part No.	Description
91-5180	ROLLER GRIP, ROSENQVIST RG4800



TAG LINE

Part No.	Description
06-1000	TAG LINE, COMPLETE W/ 25' OF POLY ROPE



TONG, FROG 8 TON

Part No.	Description
08-3280	TONG, FROG, 8 TON MAX. TAGGED



TONG, RAIL

Part No.	Description
19-1100	TONG, RAIL, 8 TON, IPS



TONG, RAIL 3 TON "BURRO"

Part No.	Description
08-2270	TONG, BURRO CRANE RAIL #428-2 ANTI-SLIP. 3 TON



TONG, RAIL 3 TON, FOR TRUCKS

Part No.	Description
08-2125	TONG, CRANE, LIGHT DUTY, FOR USE W/ TRUCK CRANES, 3 TON CAPACITY



TONG, SKIDDING

Part No.	Description
08-3350	TONG, SKIDDING, W/ RING ONLY, 24" OPENING, 1" DIAM, 3500-LB CAPACITY



TONG, TIMBER

Part No.	Description
08-2660	TONG, TIMBER 1500-LB CAPACITY



ALIGNMENT, WEDGE RAIL

Part No.	Description
08-3400	WEDGE, RAIL ALIGNMENT, GRADE B ALLOY, 12" L X 1-1/8" W X 1-3/4" H, W/RUBBER HEAD PROT
08-6820	WEDGE, RAIL ALIGNMENT, GRADE B ALLOY, 10" L X 1-1/4" W X 1-3/4" H



BLANKET, WELDING

Part No.	Description
90-3110	BLANKET, WELDING 3' X 3'
90-3115	BLANKET, WELDING 3' X 6'



CARBON BLOCK

Part No.	Description
90-2120	BLOCK, CARBON, FLANGEWAY



CHAIR, WELDING ADJUSTABLE

Part No.	Description
08-2000	CHAIR, WELDERS, TRACK, LEGS & BACK



CHAIR, WELDING W/AIR SPLITTER

Part No.	Description
90-3710	CHAIR, WELDERS C/W 3 WAY AIR SPLITTER, SHUT-OFF VALVE



CLAMP

Part No.	Description
90-5600	C-CLAMP, MALE CONNECTOR GROUND
90-5610	C-CLAMP, FEMALE CONNECTOR GROUND

CUSHION, FOAM



Part No.	Description
99-3700	CUSHION, FOAM, 18 X 32 X 1.5"

ELECTRODE, FROG



Part No.	Description
90-2010	ELECTRODE, FROGBUILD, 570, 1/4", 40/BOX
90-2030	ELECTRODE, FROGBUILD, 570, 5/32", 40/BOX
90-2040	ELECTRODE, FROGBUILD, 570, 3/16", 40/BOX

ELECTRODE, RAIL



Part No.	Description
90-2000	ELECTRODE, RAILBUILD, 540, 5/32, 40 LBS/BOX
90-2630	ELECTRODE, RAILBUILD, 540, 1/4", 40LBS/BOX
90-3590	ELECTRODE, RAILBUILD, 540-3, 1/8, 40 LBS/BOX

ELECTRODE, TRACK-WELD STAINLESS STEEL



Part No.	Description
90-2080	ELECTRODE, TRACK-WELD, 1/8 DIA. 10 LBS. #900
90-2090	ELECTRODE, TRACK-WELD, 5/32 DIA. 10 LBS. #900
90-2100	ELECTRODE, TRACK-WELD, 3/16 DIA. 10 LBS. #900
90-3460	ELECTRODE, TRACK-WELD, 5/32 DIA. 10 LBS. #910
90-3620	ELECTRODE, TRACK-WELD, 3/16 DIA. 10 LBS. #910

FAN, VORTEX & ACCESSORIES



Part No.	Description
19-2180	FAN,VORTEX 12 AXIAL VORTEX 12 AXIAL

FEEDER, WIRE



Part No.	Description
90-3010	FEEDER, WIRE, MILLER ARCREACH 12, C/W GUN, PROFAX

GOUGING ROD



Part No.	Description
90-3180	ROD, CARBON, FLAT (GOUGING 3/8X5/32X12)

GUN, ARC AIR



Part No.	Description
90-3820	GUN, ARC AIR, PROFAX TORCH

GUN, PROFAX



Part No.	Description
90-3490	GUN, PROFAX C/W MILLER CONNECTION

HEATER, TELEWELD



Part No.	Description
90-2360	HEATER, TELEWELD, TELE-TW DOUBLE RAIL END
90-2670	HEATER, SINGLE-END, TELE- WELD

JIG, COPPER FROG



Part No.	Description
90-2610	JIG, COPPER, FROG

JIG, COPPER RAIL-END



Part No.	Description
90-2600	JIG, COPPER, RAIL-END

LINER, PROFAX



Part No.	Description
90-3410	LINER, PROFAX, 15' - 5/64

MAGNETIC, CLAMP



Part No.	Description
90-5630	GROUND CLAMP, 600 AMP MAGSWITCH

NEEDLE SCALER



Part No.	Description
90-2150	NEEDLE SCALER

PLATE, COPPER



Part No.	Description
90-2620	PLATE, COPPER BACKING 24 X4X1/8 FOR SWITCH PT. WL

PLATES, WELDERS RAIL ALIGNMENT



Part No.	Description
08-3570	ALIGNMENT PLATES (1 EACH RH & LH) FOR THERMITE WELDING

QUICK CONNECT



Part No.	Description
90-5620	QUICK CONNECT COMBO MALE/FEMALE

SHIELD, WELDING "LITTLE SPARKY"



Part No.	Description
90-2290	SHIELD, WELDING, LITTLE SPARKY

STRAIGHT EDGE

Part No.	Description
99-0010	STRAIGHT EDGE, 24", BEVELED 1 SIDE, NON-GRAD.
99-0020	STRAIGHT EDGE, 36", BEVELED 1 SIDE, NON-GRAD.



STRAIGHT EDGE, MAGNETIC

Part No.	Description
08-6800	STRAIGHT EDGE MAGNET 36" WITH CASE



TENT, THERMITE

Part No.	Description
08-6020	TENT, THERMITE WELDING, NEW DESIGN C/W 2 CLAMPS
08-6370	HALF SHELL COVER FOR WELDER'S TENT



THERMOMETER, RAIL INFRARED

Part No.	Description
90-5650	THERMOMETER, HANDHELD INFRARED, -58F TO 1832F, WITH CASE



THERMOMETER, RAIL MANUAL

Part No.	Description
08-9620	THERMOMETER, RAIL, SURFACE, FULLY ENCLOSED ULTRA MAGNETIC, -20F TO 160F



TIP CONTACT



Part No.	Description
90-3390	TIP, CONTACT 5/64 PROFAX

TORCH, TIGER



Part No.	Description
90-5640	TORCH, TIGER, STRAIGHT END, 28" LONG

UMBRELLA, STAND



Part No.	Description
08-4650	STAND, SPIKE, FOR USE W/ WELDERS UMBRELLA



UMBRELLA, WELDER

Part No.	Description
08-4640	UMBRELLA, WELDERS, 7FT C/W STORAGE TUBE AND ONE CLAMP

WIRE, WELDING FROG




Part No.	Description
90-3440	WELD WIRE, FROGBUILD 5/64" 30LBS. 575W-M-5S



WIRE, WELDING RAIL

Part No.	Description
90-2130	WELD WIRE RAILBUILD 5/64" 30-LBS. 540W-5S

CLIP DRIVER



Part No.	Description
91-5120	CLIP DRIVER, ROSENQVIST CD200

MONITORING SYSTEM



Part No.	Description
91-7015	VERSE MONITORING SYSTEM, RAIL STRESS MANAGEMENT, VORTOK #112-0007

RAIL CLAMP



Part No.	Description
91-7020	RAIL CLAMP JOINT KIT, 115RE RAIL, CW/ 2 RAIL CLAMPS, 2 MODIFIED JOINT BARS, VORTOK #106-003
91-7021	RAIL CLAMP JOINT KIT, 115RE RAIL, CW/ 4 RAIL CLAMPS, VORTOK #106-0037

SAFETY BARRIER



Part No.	Description
91-7030	SAFETY BARRIER, TELESCOPIC, VORTOK #111-0001

SLEEPER LAYER



Part No.	Description
91-5110	TIE LAYER, ROSENQVIST SL450

SLEEPER REPLACER



Part No.	Description
91-5100	TIE REPLACER, ROSENQVIST SB60

STRESSING ROLLER

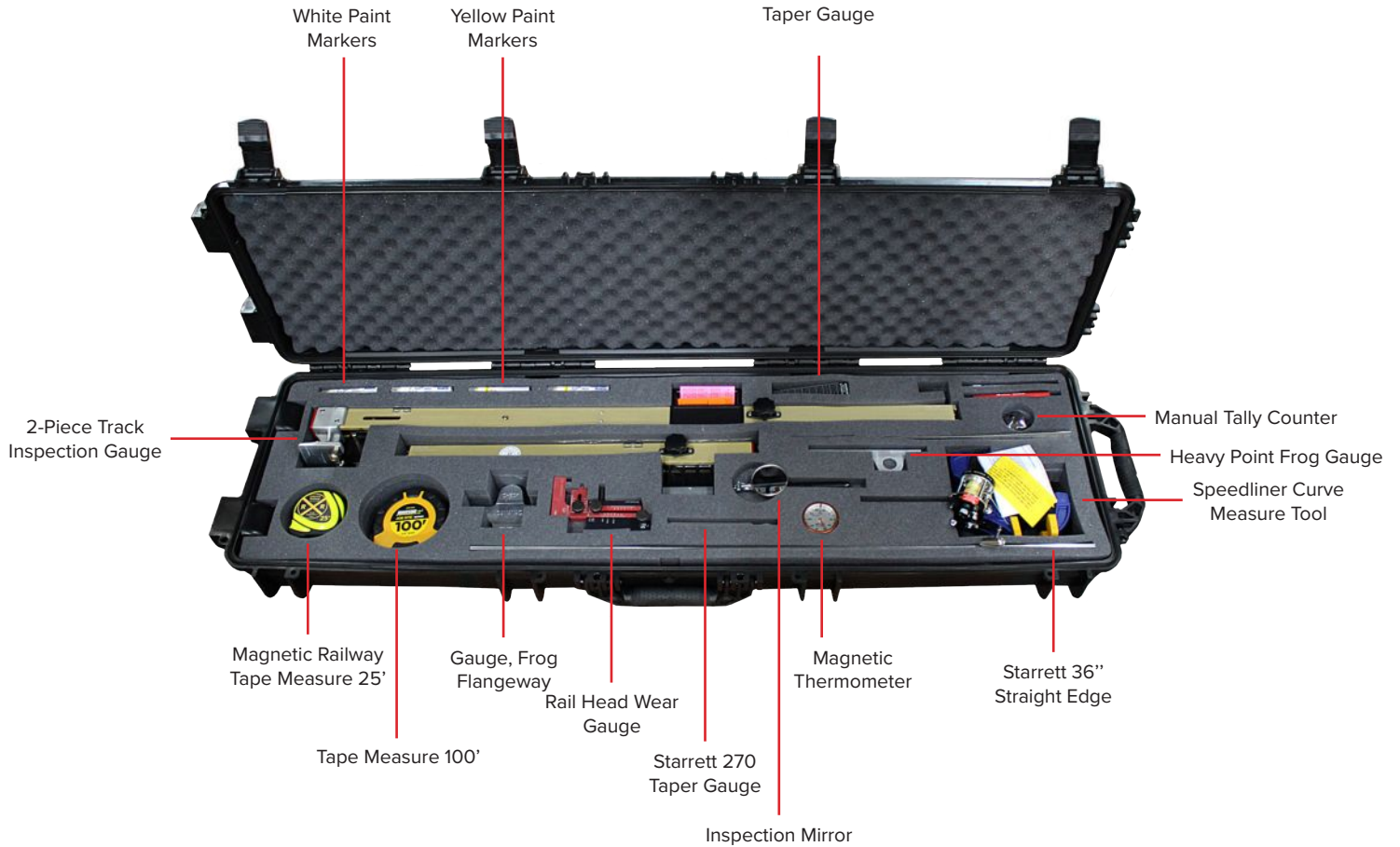


Part No.	Description
91-7025	STRESSING ROLLER (VSR), AVAILABLE ACCORDING TO RAIL FASTENING TYPE

MASTER INSPECTION KIT

71-1000 MASTER INSPECTION KIT (RWG IMPERIAL)

71-1005 MASTER INSPECTION KIT (RWG METRIC)



- 08-5910** TAPE MEASURE 1-1/8 x 25', MAGNETIC TIP
- 08-6810** GAUGE, TAPER, STARRETT 270, 0.01" -150" .001" GRAD
- 08-8470** SPEEDLINER KIT FOR CURVE ALIGNMENT
- 08-9290** GAUGE, TAPER, IMPERIAL - 1/64 GRADUATION
- 08-9310** 100' STEEL TAPE MEASURE "JOB SITE"
- 08-9320** TELESCOPING INSPECTION MIRROR
- 19-2320** MARKER, SOLID WHITE PAINT
- 08-9620** THERMOMETER, RAIL, SURFACE, FULLY ENCLOSED ULTRA MAGNETIC, -20F TO 160F

- 19-2330** MARKER, SOLID YELLOW PAINT
- 79-8600** GAUGE, TRACK INSPECTION, RCA-T-1435, TWO PIECE, IMPERIAL
- 90-2680** GAUGE, FROG FLANGEWAY FLG100
- 90-3730** GAUGE FOR MODIFIED HEAVY POINT FROG
- 99-0020** STRAIGHT EDGE, 36", BEVELED 1 SIDE, NON-GRAD.
- 99-5710** MANUAL HAND TALLY COUNTER, 4 FIG., CHROME PLATED STEEL
- 99-5725** RIFLE CASE WITH FIRM FOAM INSERT
- 71-1010 / 71-1015** GAUGE, RAIL HEAD WEAR, **METRIC / IMPERIAL** SCALE, 85-141 LBS, DIAL CONCEPT

RB2SPD 2 SPEED KIT

93-1005K1 DRILL KIT, RAIL, GAS, RAILBOSS, 2 SPEED, CN

93-1005K2 DRILL KIT, RAIL, GAS, RAILBOSS, 2 SPEED, CP



- Reliable 4-stroke Gas Powered Rail Drill
- Two speed gear box
- 2-1/2 times the tool life with carbide bits
- Quill feed arbor with thru-the-tool coolant
- One stroke ergonomic feed handle
- 10 point clamping system
- Works with Black Twister 150 RPM
- Works with Carbide Twister 350 RPM

KIT INCLUDES:

- 1 – **93-1200** Coolant Bottle
- 2 – **93-1100** Cutter Pilots
- 3 – **93-BC****** Carbide Twister
- 1 – **93-1420** Combination Hole Location Template
(100/115/132/136lb. for top of rail)
- 1 – **93-1310** Cutting Fluid
- 2 – **93-S115** & **93-S132** Pair Rail Shoes



Carbide 93-BC****

**Both RB28 (93-1010) and RB35 (93-1045) will be discontinued and obsolete.*

STRIKING TOOLS AND DRIFT PIN PROTECTORS

08-5050 HEAD PROTECTOR, RUBBER, LARGE



- 08-2350** PUNCH, TIE/PLUG GRADE B W/36" HANDLE & RUBBER HD.
- 09-2030** SPLITTER, NUT, 1-9/16" 10-1/2" LONG
- 09-2145** SPIKE LIFTER (LH) WITH RUBBER HEAD PROTECTOR C/W HANDLE
- 09-2160** PUNCH, TRACK ROUND, WITHOUT HANDLE
- 09-2190** SPIKE LIFTER, RH, HEAD ONLY



08-2350



09-2030



09-2145



09-2160



09-2190

08-5060 - HEAD PROTECTOR, RUBBER, MEDIUM



- 08-2820** PIN, DRIFT 1-1/2X14", 3/8" PT W/RUBBER HD PROT.
- 08-2810** PIN, DRIFT 1-1/2X19", 3/8" PT W/RUBBER HD. PROT.
- 09-2090** PIN, DRIFT, 5/8" X 1-3/8" X 19", FOR USE WITH ALL RAIL SECTIONS
- 09-2080** PIN, DRIFT, 3/8" X 1-3/8" X 19", 100-LB. RAIL & LIGHTER



08-2820



08-2810



09-2090



09-2080

08-5070 - HEAD PROTECTOR, RUBBER, SMALL




- 08-4036** PIN, DRIFT 1-1/4X11, 9/16" PT W/RUBBER HD PROT.



08-4036

TRACK WELD AUDITING KIT

08-8400 KIT, STRAIGHT EDGE FOR TRACK WELD AUDITING W/CASE



- 08-9470** BAG FOR WELDING AUDITING KIT
- 99-0020** STRAIGHT EDGE, 36", BEVELED 1 SIDE, NON-GRAD.
- 08-4475** THERMITE WELD RAIL CHECK STRAIGHT EDGE
- 99-0030** STRAIGHT EDGE, 18", BEVELED ONE SIDE, NO GRADUATION MARKS

- 08-6810** GAUGE, TAPER, STARRETT 270, 0.01" -150" .001" GRAD
- 90-2680** GAUGE, FROG FLANGWAY FLG100
- 08-9460** TREAD DEPTH GAUGE
- 08-7950** GAGE, TAPER, 6-1/4" LONG, METRIC, BLACK ALUMINUM ANODIZED FINISH

DO'S AND DON'TS OF ABRASIVE CUT-OFF WHEEL USE

DO'S

- Do wear the proper personal protective equipment (PPE). Required PPE is safety glasses along with a face shield. Wear other PPE as needed, such as gloves, dust mask, leggings, etc.
- Do check all wheels for cracks or damages before use.
- Do check machine speed against the maximum operating speed marked on the wheel.
- Do mount cut-off wheels only on saws with proper guards.
- Do use proper mounting equipment with cut-off wheels. Flanges must be of equal size, relieved and must be in good condition (not warped or damaged in any manner).
- Do insure that blotter is properly installed between flange and wheel.
- Do position the wheel guard so that it stands between the operator and the wheel.
- Do run the wheel in a protected area for one minute before cutting.
- Do securely clamp the saw to the rail before cutting. Allowing movement could cause the wheel to “bind in the cut” and break.
- Do use the cut-off wheel only for cutting, not grinding or deburring.
- Do maintain the cut-off wheel at 90 degrees to the work-piece at all times.
- Do prevent impacts to the cut-off wheel.
- Do feed the wheel into the work-piece at an even speed. Attempting to cut too fast will cause excessive strain on the wheel and may result in breakage, warped cut or glazing.
- Do cut only rail designed for the cut-off wheel.
- Do stop cutting and investigate any unusual sounds, vibrations or anything abnormal.
- Do keep all body parts and clothing clear of the rotating wheel.
- Do be aware of the spark stream and protect yourself and bystanders. Remove all flammable materials from the work area.
- Do maintain your tools as if your life depends on it.
- Do replace damaged wheel guards.
- Do always handle and store cut-off wheels in a careful manner. Keep wheels stored in a dry area free of hydraulic oil or other contaminants.
- Do follow all symbols and warnings located on the wheel.
- Do review the MSDS (Material Safety Data Sheets) for the wheel and the material being cut before using the wheel.
- Do visit the abrasive manufacturer's website for additional safety information.
- Do contact your abrasive manufacturer if you have any safety questions.

DON'TS

- Don't alter or remove the saw's wheel guard.
- Don't mount cut-off wheels on saws with worn, damaged or non-approved mounting equipment.
- Don't use wheels that have been subjected to liquids such as water or hydraulic oil.
- Don't use wheels that have been dropped or otherwise damaged.
- Don't use abrupt or excessive pressure while cutting.
- Don't cut wood or other non-approved material with an abrasive cut-off wheel.
- Don't use the side of a cut-off wheel.
- Don't allow the wheel to bend or twist while cutting.
- Don't jam the wheel into the rail.
- Don't set down the saw with it leaning on the cut-off wheel.
- Don't use the wheel if you have not reviewed all of the safety materials and have not been properly trained in the use of the tool and wheel.

TIMBER SCREWS & ACCESSORIES

Davanac supplies Torx Timber Screws and stocks all items associated with this application.



07-2080

SCREW, TIMBER, 5/8-5X12", TORX SQUARE WASHER HEAD (75/BOX)



07-2280

SCREW, TIMBER 3/4-4 x 12" TORX SQUARE WASHER HEAD (50/BOX)



08-2765

SOCKET, ADAPTER, 1" DR. TIMBER SCREW, 5/8" HEX INSERT BIT, USE WITH 08-2240



08-2240

BIT, TORX REG.#TX-70, 5/8" HEX WITH BALL GROOVE



08-4500

CHUCK, QUICK RELEASING 1 SQ DRIVE 5/8 HEX OPENING

Use our 08-3410 socket when Torx head is stripped.



08-3410

SOCKET, 1 DRIVE, 15/16 BROACH, 4 PT. (FOR TIMBER SCREWS)

TRAK-STAR

PRODUCTS AVAILABLE AT DAVANAC



Premium gas and hydraulic rail drills manufactured by Hougén, the leader in annual cutters bringing speed and precision hole drilling to the railway industry. Now available using carbide technology.

For class 1 railroads available in your ARIBA portal

- 93-1100** PILOT CUTTER
- 93-1200** COOLANT BOTTLE WITH HOSE ASSY.
- 93-1310** CONCENTRATED CUTTING FLUID 5 GALLON PAIL
- 93-1420** TEMPLATE, 100/115/132 LB. (COMBO)
- 93-1500** RAIL DRILL STORAGE BOX
- 93-S***** SHOES *(AVAILABLE IN ALL SIZES)*
- 93-S08620** SHOES, COMBO, RE RAIL 100/115/130/132 LB.
- 93-BC****** BIT, TWISTER, CARBIDE *(AVAILABLE IN ALL SIZES)*



93-1005
DRILL, RAIL, GAS, RAILBOSS, 2 SPEED



93-1040
DRILL, RAIL, KIT HYDRAULIC POWER
FEED RAILMASTER RM42



93-1080
DRILL, BONDING, ELECTRIC MODEL,
BD17 - 120V
(Other models available for signals & communication)

Railway Supply Group



100th Anniversary



**1936 St. Régis
Dorval, Qc, H9P 1H6**